helaform®

THE SLIDING SOLUTIONS YOUR DOOR DESERVES

PRODUCT CATALOGUE

TEHTY SUOMESSA
MADE IN FINLAND

HELAFORM was founded in 1983 in Helsinki, Finland. Since its foundation, the company has become the market leader in the Nordic market. Nowadays, Helaform is an internationally well-known brand, with products being supplied to retail and industrial outlets and the commercial and agricultural sectors through its outstanding worldwide network of distributors and agents in Europe, Asia and the Middle-East.

The company's success is driven by excellent service, high-quality products and long-term partnership creation. Due to this, the company has also been recognised for its responsible and sustainable business activities. Such certificates include the High Credit Rating, Design from Finland, Made in Finland and The Strongest in Finland, which are only granted to a small number of companies. The products comply with all industry standards, including the European Standard EN 1527 / EN 1527-2013.

Quality and reliability

High-quality, EU-manufactured products that are tested by independent research laboratories (VTT). Having our own production allows quality control from design to manufacturing all the way to the customer. The reliability is guaranteed by certainty of supply and with a 10-year limited warranty.

Parternship and technical know-how

Technical customer service and long roots in the industry secure the most cost-effective solution for the customer. Long-term partnership creation together with in-house product development allows tailored products to be made for specific market needs.

TEHTY SUOMESSA MADE IN FINLAND

EN 1527 EU STANDARD

HELAFORM 10 YEARS WARRANTY



Sliding door systems 18



Folding door systems 106



Applications 124

Stainless steel 150

Helaform in numbers 4
Series introduction 6
Fittings sets 10
Sliding track profiles 14

SLIDING DOOR SYSTEMS

Sliding door info 16
Wardrobes (max. 45 kg) 18
Series 30 20
Series 40 22
Series 75 (805) 24
Apartments and commercial spaces (50-300 kg) 30
Series 75
75 Junior 32
75 Flow 34
75 Steel 42
Saga 150 / Saga 300 54
Extra features (Soft Close, Soft Stop, LHP, Syncro) 62
Retrö 66
Skandi 68

Industry and agriculture (120-2000 kg) 70
Series 100 72
Series 150 78
Series 300 ja 500 86
Series 900 94
Series 2000 98
Bottom guides for series 100-2000 102
Handles 105

FOLDING DOOR SYSTEMS

Folding door info 108
Series 75 110
Series 100-300 112

APPLICATIONS

Industrial curtain systems 126
Conveyor systems 134
Cable trolley systems 140
Accordion door systems 144

STAINLESS STEEL

Series 100-500 (max. 500 kg) 152

HELAFORM IN NUMBERS

Who are we, what do we do and how do we do it?

DESIGN FROM FINLAND

TEHTY SUOMESSA MADE IN FINLAND

Finnish **FAMILY-OWNED** company since 1983

Nearly **40 YEARS OF EXPERIENCE** in sliding track systems

Over **450 RETAILERS** worldwide

Over **2,000,000 SLIDING TRACK** metres sold

More than **1,000 PRODUCTS** available from stock

More than **98 % DELIVERY** reliability

Up to **2,000 KG** sliding door systems

IN-HOUSE design, manufacturing and R&D

Many **LONG-TERM** international partnerships

Over **94.4 % OF OUR CUSTOMERS** would highly recommend us. Our Net Promoter Score (**NPS**) is **66.**

SERIES INTRODUCTION

Lightweight sliding door systems

30 / 40

Wardrobe and furniture doors for apartments

An ideal choice for light-timber wardrobe or cupboard installations. Wardrobe sliding doors are practical in small spaces and hide shelves leaving a stylish end result. With these series, you can install several sliding doors e.g for your wardrobes.

75

Interior doors and room dividers for apartments and public spaces

75 series is a versatile series for almost all interior and room dividers for use in homes or public spaces. By combining parts within a **75 Flow series**, a solution can be created that is just right for the customer´s interior design and functionality needs. **The 75 steel parts**, on the other hand, offer products suitable for outdoor use, for example, for sliding doors in courtyards and external canopies.

RETRÖ / SKANDI

Interior doors and room dividers for apartments

Fittings set RETRÖ is a stylish system for interior sliding doors, which create spectacle in your home. Retrö resembles a mechanism familiar from barn doors doors with a modern updated appearance, with which you can use either new flat sliding doors or an old barn door. The striking black-painted steel parts stand out immediately to the eye, acting as an interior element in itself.

Fittings set SKANDI is an elegant track system that includes stainless steel-colored parts and whose elegant design fits perfectly into a modern interior. Skandi has its own sets for wooden doors and glass doors.



SAGA

Custom doors and room dividers for apartments and public spaces

SAGA is designed for spaces where you want a stylish and high-quality solution. For example, for high-quality, custom-made, solid-wood doors, SAGA offers a premium sliding track system. The most common use of the series is in apartments, but due to the high load capacity of the system, it is also use in public spaces, such as galleries, showrooms and exhibition spaces, where the sizes of doors / partitions may be large. The 316L stainless-steel parts of the series allow the system to be installed even in the most demanding conditions.



SERIES INTRODUCTION

Heavyweight sliding door systems, folding door systems and applications

100 / 150

Medium-heavy interior and exterior doors for commercial and industrial spaces

Series 100 and 150 are medium-heavy series. Thanks to their load-bearing capacities with these series you can install heavier sliding doors, partition doors and partition walls for outdoor as well as indoor use. Sliding doors and space dividers for industrial warehouses and canopies are conveniently built with the sliding track systems of these series. In addition, these series are suitable suitable for, e.g. sliding doors in agricultural buildings as well.

300 / 500 / 900 / 2000

Heavy interior and exterior doors and space dividers for commercial and industrial spaces

Series for heavy sliding doors, space dividers and transfer walls. 2000 series hangers with load capacity up to 2,000 kg is available, which allows for the installation of really large and heavy sliding doors in, for example, the largest industry and logistics centres. Durable and high-quality parts of Helaform make possible the light and safe use of sliding doors.



FOLDING DOOR SYSTEMS

Folding doors for apartments and industrial spaces

Folding door systems for apartments, industrial and storage buildings are space-saving and economic solutions. In areas where there is no space for sliding doors on the sides of the door opening, folding doors are perfect for saving space. Folding door systems use the same high-quality tracks as sliding door systems.

APPLICATIONS

Industrial curtain systems

Industrial curtain systems are maintenance-free and functional solutions for various types of industry protective and storage curtain systems.

Conveyor systems

Conveyor systems are flexible and easy to modify. Conveyor tracks can be used in agriculture, gardens, furniture industry, photo studios, paint shops, theatres, etc.

Cable trolley systems

Flat and round cable trolley systems can be used in various cranes such as bridge cranes, booms, studio lighting and in industrial facilities.

Accordion door systems

Accordion door systems are used in room dividers, cabinets and hallways. Such a need can be found in homes, schools, offices and other public spaces.

FITTINGS SETS

Complete Do-It-Yourself packages

- **All required parts for an installation in one package**
- **Stylish and informative packaging**
- **Compact package size to minimize store shelf space requirement**
- **Options for a wide variety of doors**

Helaform fittings sets are colour coded and have informative labels so that the customer can easily choose the most suitable one. The DIY-package range includes solutions for the most common wardrobe and partition needs.

In stores, the visual and colourful design of Helaform's fittings sets package pops out out as well as minimizes the required store shelf space.

Store display provides sales support and useful information to help the customer choose the right product for the need.

Check out more information and availability of our fittings sets from **www.helaform.com**

FITTINGS SETS

Fittings sets suitability, properties and accessories

Fittings sets		Suitable door widths	Suitable door weight	Suitable door thickness	Track material		Fixing		Includes accessories
					Aluminum	Steel	Wall	Soffit	
SERIES 30 / 40 / 805									
Fittings set with track 365	For one wardrobe door	max. 900 mm	max. 45 kg	16 - 40 mm	X			X	-
Fittings set with track 465	For two or three* wardrobe doors	max. 1200 mm	max. 45 kg	16 - 40 mm	X			X	-
Fittings set with track 805	For two wardrobe door	max. 1000 mm	max. 30 kg	max. 16 mm	X			X	-
SERIES 75									
Fittings set with track 75 Junior	For one interior door	max. 1000 mm	max. 50 kg	20 - 40 mm	X		X	X	-
Fittings set with track 75 Flow	For one interior door	max. 1200 mm	max. 75 kg	25 - 60 mm	X		X	X	• Soft close • Soft stop
Cover plate set 75 Flow	For one interior door	max. 1200 mm	max. 100 kg	25 - 50 mm	X		X		• Cover plate
Cover plate set 75 Flow SC	For one interior door	max. 1050 mm	max. 75 kg	25 - 50 mm	X		X		• Cover plate • Soft close
Fittings set with track 755	For one interior or exterior door	max. 1200 mm	max. 100 kg	25 - 60 mm		X	X	X	-
Retrö fittings set	For one interior door	max. 1200 mm	max. 120 kg	35 - 45 mm		X	X		• Soft close and soft open
Skandi fittings set	For one interior door	max. 1200 mm	max. 80 kg (150 kg)	35 - 45 mm Glass: 8, 10 or 12mm		X	X		• Soft close and soft open
Fittings set 765	For one interior or exterior door	no track included	max. 100 kg	25 - 60 mm	-	-	X	X	-
Fittings set for folding door 902	For two folding door leaf	no track included	max. 25 kg / door leaf	20 - 40 mm	-	-		X	-
Fittings set for folding door 904	For four folding door leaf	no track included	max. 25 kg / door leaf	20 - 40 mm	-	-		X	-
SERIES 150									
Assembly set 150	For one exterior door	max. 1500 mm	max. 200 kg	35 - 47 mm		X	X		For wood or

SLIDING TRACK PROFILES

Track options categorized by series

Aluminium tracks

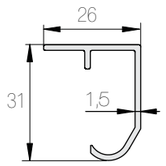

Series 30
K-30 (Al)
Capacity 45 kg

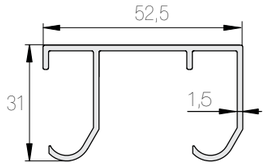

Series 40
K-40 (Al)
Capacity 45 kg

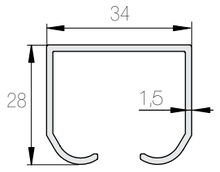

Series 75
K-75 Junior (Al)
Capacity 50 kg

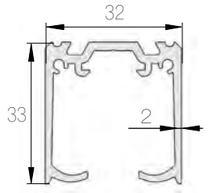

Series 75
K-75 Flow (Al)
Capacity 100 kg

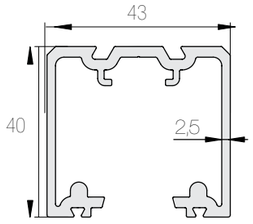

Series SAGA
K-150/SAGA (Al)
Capacity 150 kg

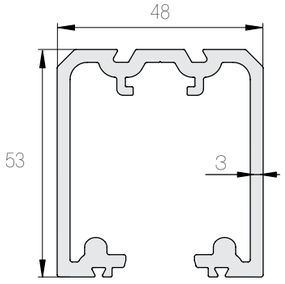

Series SAGA
K-300/SAGA (Al)
Capacity 300 kg

Galvanized steel tracks

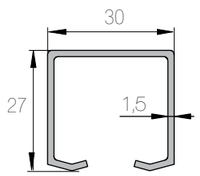

Series 75
K-75
Capacity 100 kg

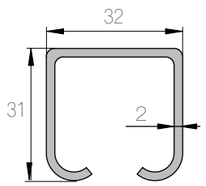

Series 100
K-100
Capacity 120 kg

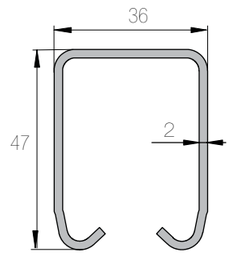

Series 150
K-150
Capacity 200 kg

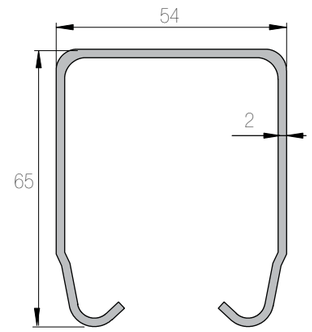

Series 300
K-300
Capacity 300 kg

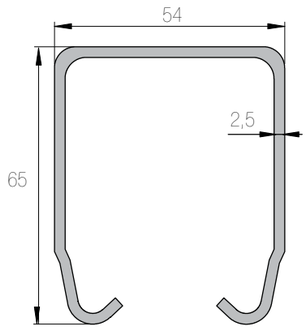

Series 500
K-500
Capacity 500-1200 kg

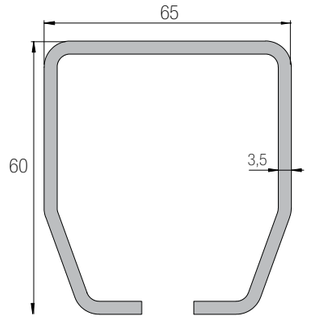

Series 900
K-900
Capacity 900 kg

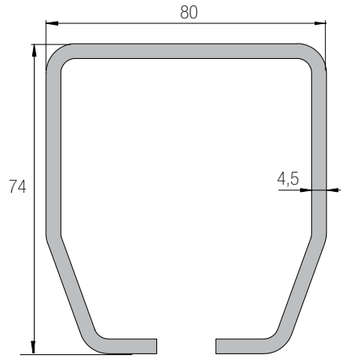

Series 2000
K-2000
Capacity 2000 kg

SLIDING DOOR INFO

Determining a sliding door system and parts

The installation space & environment

The installation environment determines which materials should be used (e.g. Al, Fe or AISI) and how to install the system while the available space affects the sliding solution itself (e.g. straight sliding, folding door, accordion type door, etc.).

Design & functionality

The design requirements affect the selection of the suitable sliding fittings and vice versa. Adding functionalities such as Soft Close enhances the usability of the door.

Door size, construction & weight

The door's width affects the track length, while the door's construction affects the suitable fittings and guides. The door's weight determines the product Series to use. *(Note! In exterior installations please note the wind loads).*

6 steps to specify single sliding door system:

1. Sliding track enables the door movement

Track length is twice the width of the door opening.

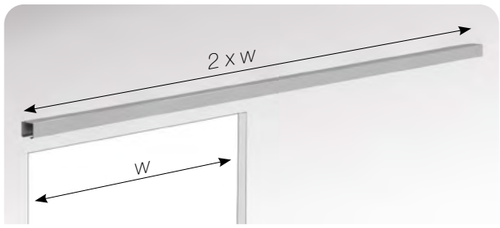

2. Brackets to install and support the track

Brackets are used to install the track to wall or soffit. The number of brackets depends on the product Series (bracket interval in the track is min. 500-1000 mm). Aluminium (and 75 steel) tracks can be fixed to soffit straight through the track.

3. Hangers slide the door

Hangers are specified 2 pcs per door. In general, nylon wheels are recommended for interior and steel wheels for exterior use. Hangers are fixed to the door from the bolt or by using fixing plates.



4. Track stops limit the door movement

Track stops are specified 2 pcs per door.



5. Bottom guide guides the door movement

Sliding doors always require a bottom guide, which can be either floor or wall fixed. The bottom guide's purpose is to guide the door movement according to the track line.

6. Design and functionality with the accessories

Cover plate hide the track system, so that only the door and the elegant cover plate remain visible. **Soft Close** closes or opens the door slowly and smoothly.

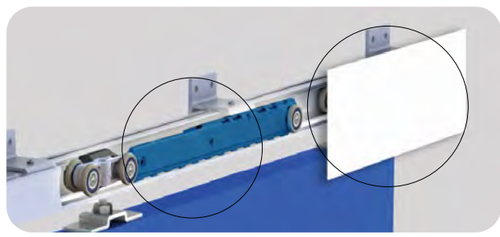

SLIDING DOOR SYSTEMS

Wardrobes

SERIES **30**

Wardrobes

An ideal choice for light-timber wardrobe or cupboard installations. This series includes a set in an easy-installation package which includes all the components needed for one door with different track options available depending on the door width. Wardrobe sliding doors are practical in small spaces and hide shelves leaving a stylish end result.

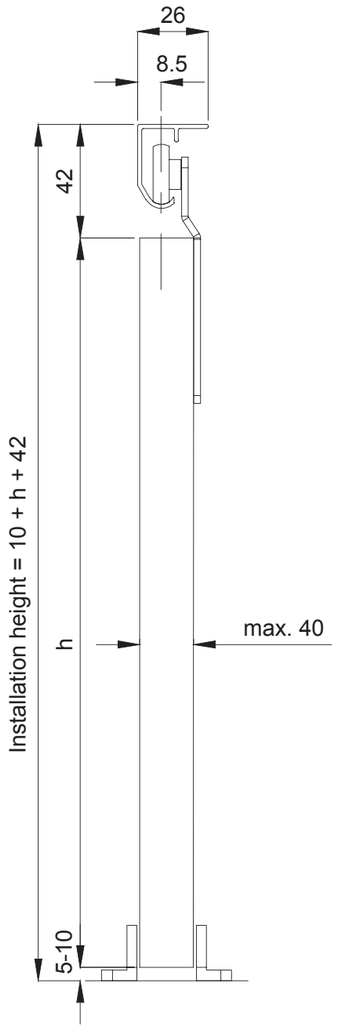

(Products 10304)

Specifications

Weight (max.capacity)	45 kg / door
Door thickness	16-40 mm

Hangers with nylon wheels. Lubricated for life ball bearings.

Aluminium track

Fittings sets	Track length	Door width (max.)	Code
Fittings set with track 365	1800 mm	900 mm	10304

The package components are presented separately on page 26.

SERIES **40**

Wardrobes

Designed for light-timber wardrobe and cupboard doors where two or more doors overlap each other. This series has an easy-installation package which includes all the necessary components for two or three doors. These sets are available in different track lengths depending on the door width. Wardrobe sliding doors are practical in small spaces and hide shelves leaving a stylish end result.

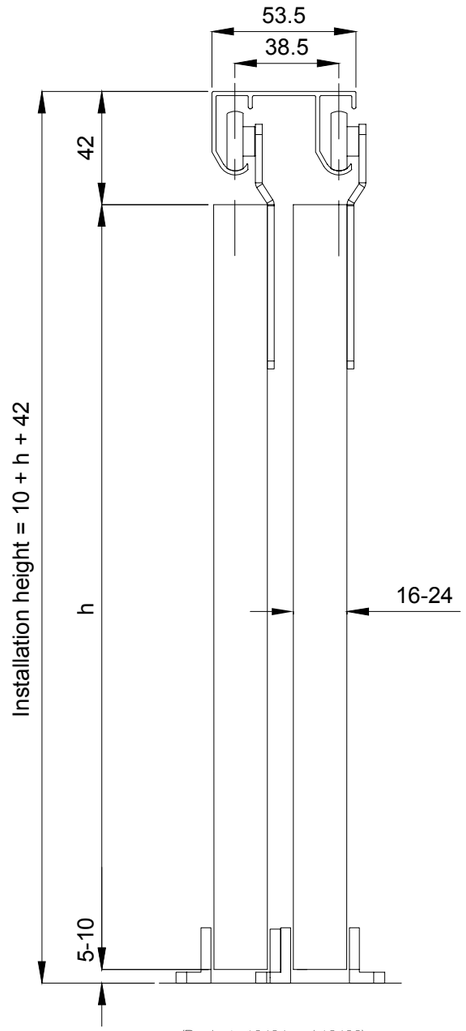

(Products 10404 and 10406)

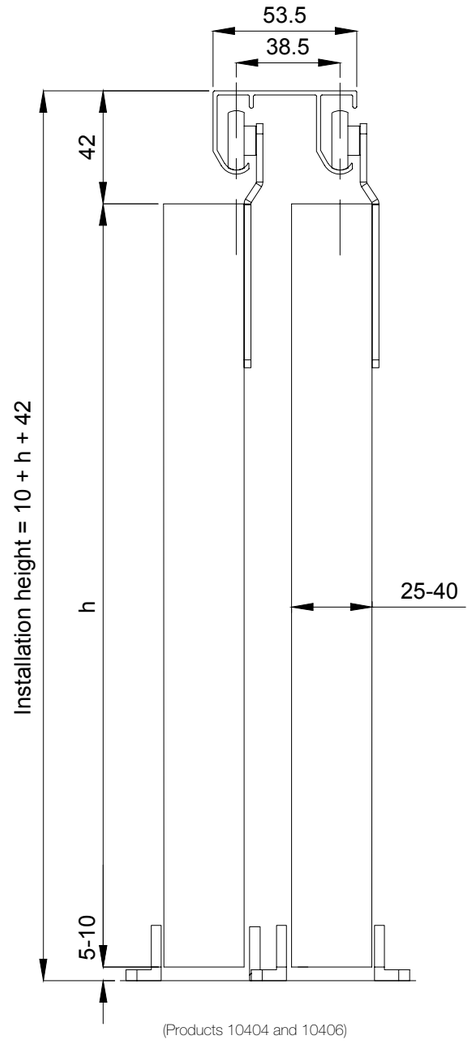

(Products 10404 and 10406)

Specifications

Weight (max.capacity)	45 kg / door
Door thickness	16-40 mm

Hangers with nylon wheels.
Lubricated for life ball bearings.

Aluminium track

Fittings sets	Track length	Door width (max.)	Code
Fittings set with track 465	1800 mm (for two doors) 2400 mm (for three doors)	900 mm 800 mm	10404 10406

The package components are presented separately on page 27.

SERIES **75 (805)**

Wardrobes

Designed for two timber wardrobe doors. This series has an easy-to-install DIY package which includes all the components for two wardrobe doors. This series is an ideal choice when there is only limited space for the track inside the wardrobe since the track is only 34 mm wide and 28 mm high. Wardrobe sliding doors are practical in small spaces and hide shelves leaving a stylish end result.

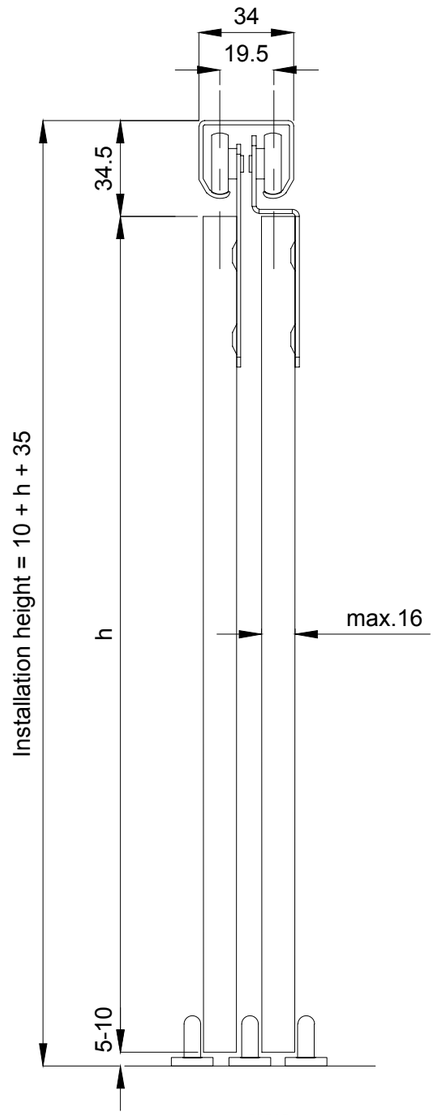

(Product 20512)

Specifications

Weight (max.capacity)	30 kg / door
Door thickness (max.)	16 mm

Hangers with nylon wheels.
Lubricated for life ball bearings.

Aluminium track

Fittings sets	Track length	Door width (max.)	Code
Fittings set with track 805	2000 mm	1000 mm	20512

The package components are presented separately on page 28.

SERIES **30**

DIY FITTINGS SETS

	CODE
DIY Fittings set with track 365 (Soffit fixing)	
Set with 1.8 m track (Al)	10304

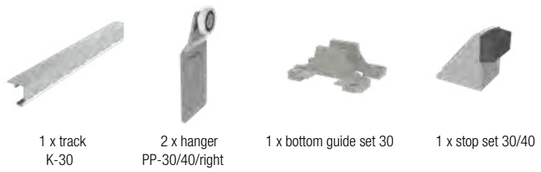

1 x track K-30 | 2 x hanger PP-30/40/right | 1 x bottom guide set 30 | 1 x stop set 30/40

ALUMINIUM TRACKS

K-30 1.8 m (Al)	10318

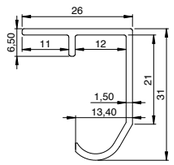

HANGER

PP-30/40/right Nylon. Side fixing. For tracks K-30 and K-40. (Capacity 45 kg / pair)	10501

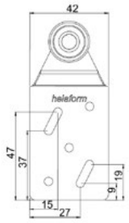

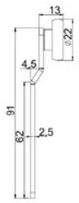

BOTTOM GUIDE

Bottom guide set 30 Floor fixing.	10330

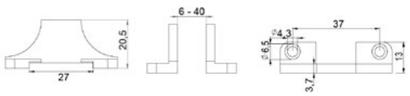

STOP

Stop set 30/40 For tracks K-30 and K-40.	10511

SERIES **40**

DIY FITTINGS SETS

	CODE
DIY Fittings set with track 465 (Soffit fixing)	
Set with 1.8 m track (Al)	10404
Set with 2.4 m track (Al)	10406

1 x track K-40 | 2 x hanger PP-30/40/left | 2 (4)* x hanger PP-30/40/right | 2 x bottom guide set 40 | 2 x stop set 30/40

*Fittings set with track 465 with 2.4 m track includes 4 (PP-30 / 40 / right) hangers.

ALUMINIUM TRACKS

K-40 1.8 m (Al)	10418
K-40 2.4 m (Al)	10424
K-40 3 m (Al)	10425

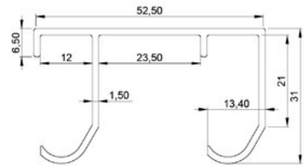

HANGERS

PP-30/40/left Nylon. Side fixing. For track K-40. (Capacity 45 kg / pair)	10500
PP-30/40/right Nylon. Side fixing. For tracks K-30 and K-40. (Capacity 45 kg / pair)	10501

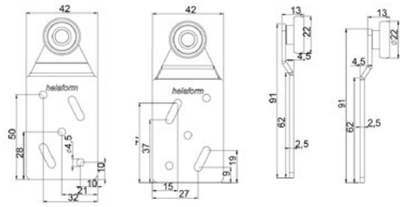

left | right | left | right

BOTTOM GUIDE

Bottom guide set 40 Floor fixing.	10430

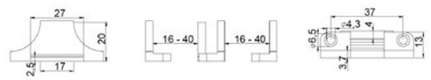

STOP

Stop set 30/40 For tracks K-30 and K-40.	10511

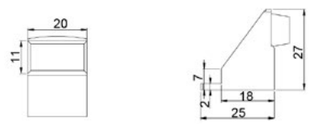

SERIES **75** (805)

COMPLETE SET		CODE
DIY Fittings set with track 805 (Soffit fixing) 1 x track K-75 Junior (Al) 2 x hanger KOP-30/S 2 x hanger KOP-30/T 3 x bottom guide AO-75	**Set with 2 m track (Al)**	20512

ALUMINIUM TRACK		
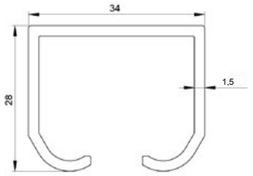	**K-75 Junior 2 m (Al)**	20017

HANGERS		
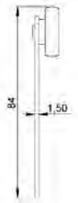	**KOP-30/S** Straight. Nylon. Side fixing. For track K-75 Junior. (Capacity 30 kg / pair)	20046
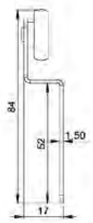	**KOP-30/T** Bent. Nylon. Side fixing. For track K-75 Junior (Capacity 30 kg / pair)	20047

BOTTOM GUIDE		
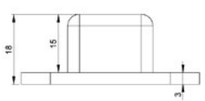 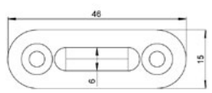	**AO-75** HD-polyethylene. Floor fixing. (ø 6 mm) (Capacity 100 kg)	20300

SLIDING DOOR SYSTEMS

Apartments and commercial spaces

75 JUNIOR

Apartments and commercial spaces

The 75 Junior fittings set is suitable for **light interior sliding doors**. The set is mainly used in simple door installations where no special features are needed. The quality 1.5 mm thick aluminium track gives the track a maximum weight capacity of 50 kg. Due to the track´s size, it also fits into small spaces.

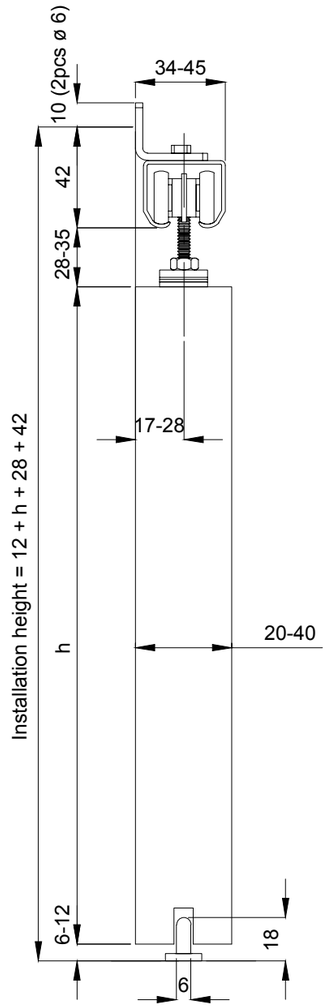

(Product 20705)

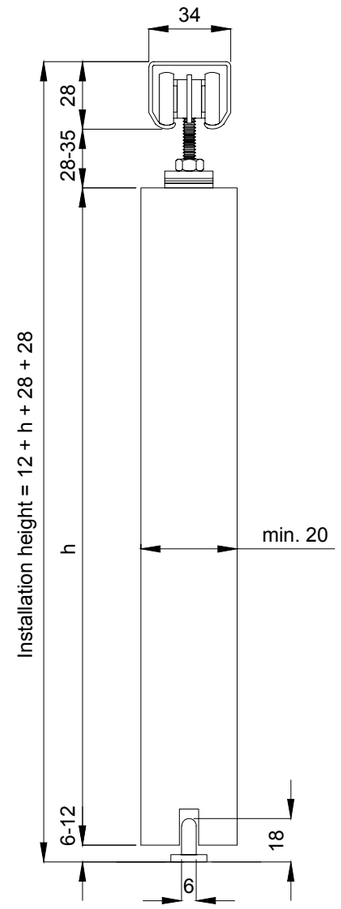

(Product 20705 with soffit fixing)

Specifications

Weight (max.capacity)	50 kg / door
Door thickness	20-40 mm
Bracket interval (max.)	500 mm

Hangers with nylon wheels.
Lubricated for life ball bearings.

Aluminium track

Zinc plated (min. 8 µm) steel parts. Tested in salt water spray chamber (240 h).

Fittings sets	Track length	Door width (max.)	Code
Fittings set with track 75 Junior	2000 mm	1000 mm	20705

The package components are presented separately on page 44.

75 FLOW

One series, many solutions

APPEARANCE

Leave the track visible

With the LHP adjustable plate, the distance between the door and the track can be adjusted to a minimum, allowing the appearance to continue in style from track to door, creating an almost seamless look for your sliding door. This feature is also perfect for ceiling-concealed track installation.

Hide the track

The cover plate hides the track system, so that only the door and the elegant cover plate remain visible. Cover plates are available in a straight and curved versions that cover the track system also from above. The cover plate is simply clicked into place without any need for screws.



Create your own style

When you want to create a sliding door just for your interior, for example, so that the cover plate fits with the door or wall design, a **facing board holder** can be used. With it, you can install your own cover plate (with a certain color or material) to hide the track.

FUNCTIONALITY

The Soft Close closes the door slowly and smoothly. This feature also brings safety and durability to the door use.

The Soft Stop stops the door lightly, damping it and catching it from the hanger, keeping the door closed or open.

Syncroduo allows two doors to move on one track so that the doors open simultaneously by moving only one door.

75 FLOW

Apartments and commercial spaces

A stylish and versatile series for indoor use when you want to leave the track visible, embed it in the ceiling, for example, or make a cover plate on the track yourself. This set also includes additional mechanisms such as a Soft Close and Soft Stop. All these features add to the ease of installation and comfortable usage of the system. This set is used with wood, aluminium and composite doors.

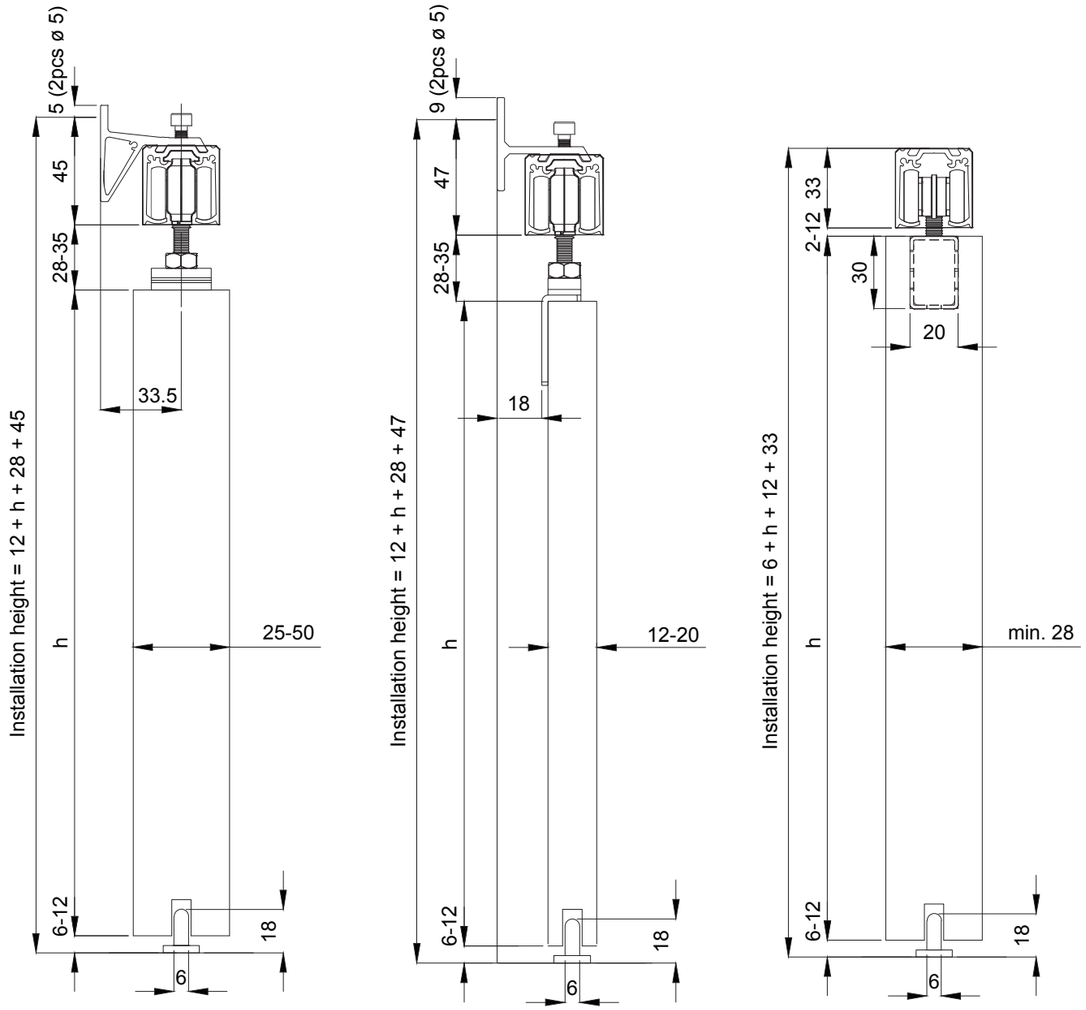

(Products 20708 and 20709)

Specifications

Weight (max.capacity)	75-100 kg / door
Door thickness	12-60 mm
Bracket interval (max.)	500 mm
Door width (min.) when using 1 Soft Close	500 mm
Door width (min.) when using 2 Soft Close	750 mm

Hangers with nylon or steel wheels. Lubricated for life ball bearings.

Aluminium or anodized aluminium track

Zinc plated (min. 8 µm) steel parts. Tested in salt water spray chamber (240 h).

Fittings sets	Track length	Door width (max.)	Code
Fittings set with track 75 Flow	2100 mm 2400 mm	1050 mm 1200 mm	20709 20708

The package components are presented separately on page 44.

COVER PLATE SET **75 FLOW**

Apartments and commercial spaces

Cover plate set 75 Flow is an ideal choice when you want a functionally complete system and track hidden with a ready-made cover plate to complete the look. The most typical uses for the series are **apartments, kindergartens, nursing homes, hospitals and offices**. A version with a Soft Close is also available in the fittings sets. Cover plates are available with straight or curved cover plates.

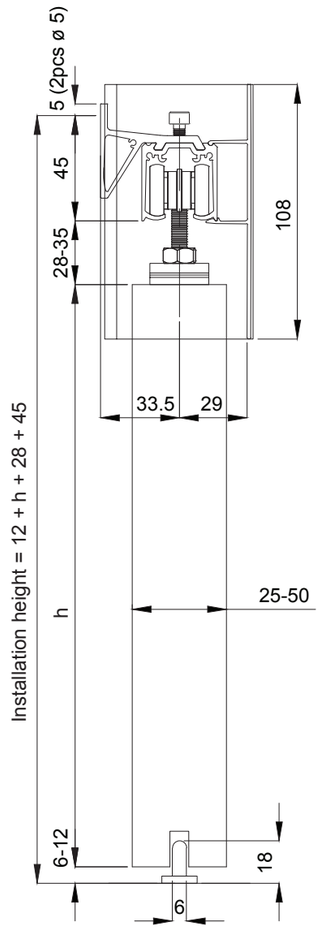

(Products 20620, 20621, 20622 and 20636)

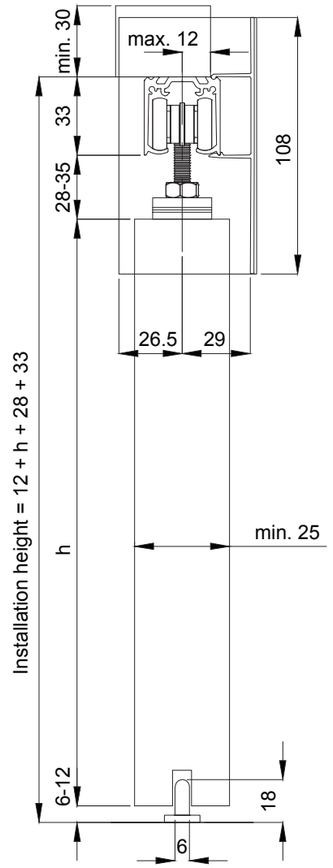

(Products 20620, 20621, 20622 and 20636 with soffit fixing)

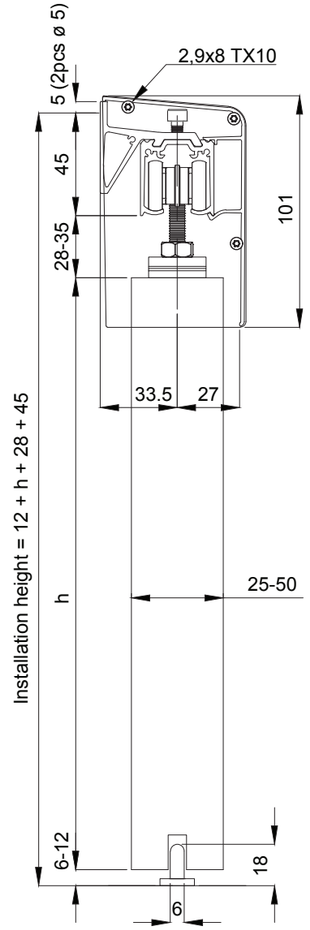

Specifications

Weight (max.capacity)	75-100 kg / door
Door thickness	12-50 mm
Bracket interval (max.)	500 mm
Door width (min.) when using 1 Soft Close	500 mm
Door width (min.) when using 2 Soft Close	750 mm

Hangers with nylon or steel wheels. Lubricated for life ball bearings.

Aluminium track and powder coated aluminium cover plate

Zinc plated (min. 8 µm) steel parts. Tested in salt water spray chamber (240 h).

Fittings sets	Track length	Door width (max.)	Code
Cover plate set 75 Flow (RAL 9010)	2100 mm 2400 mm 3000 mm	1050 mm 1200 mm 1500 mm	20620 20621 20622
Cover plate set 75 Flow (RAL 9010) (Includes Soft Close)	2100 mm	1050 mm	20636

The package components are presented separately on page 44.

SLIDING GLASS SYSTEMS

Apartments and commercial spaces

Helaform's glass door series are designed for a wide variety of glass door sizes for interior use. Helaform's tracks and components allow the designer to order the glass tailored to the individual needs of the doorway. No fixing holes are needed in the glass for doors up to 120 kg. Helaform's glass door components are suitable for public spaces such as **offices**, **hotels, shopping malls** and **airports** as well as **private housings**.

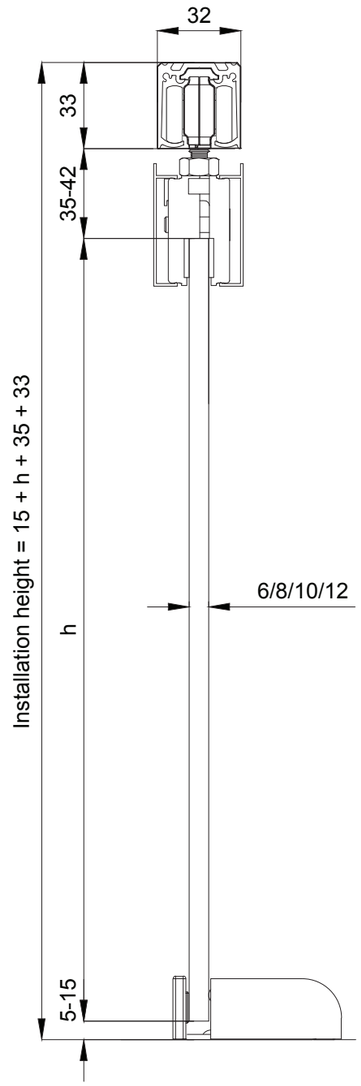

Specifications

Weight (max.capacity)	100 kg
Glass thickness	6-12 mm

Hangers with nylon or steel wheels. Lubricated for life ball bearings.

Aluminium or anodized aluminium track

Zinc plated (min. 8 µm) steel parts. Tested in salt water spray chamber (240 h).

75 STEEL

Apartments and commercial spaces

This series is suitable, for example, for sliding doors in yard and outdoor warehouses where a durable and simple sliding door system is required. The track can be fixed to the wall with brackets or directly from the track to the ceiling. With nylon hangers, it is also suitable for interior doors. Suitable for use with wood, metal and composite doors.



(Products 20603 and 20604)

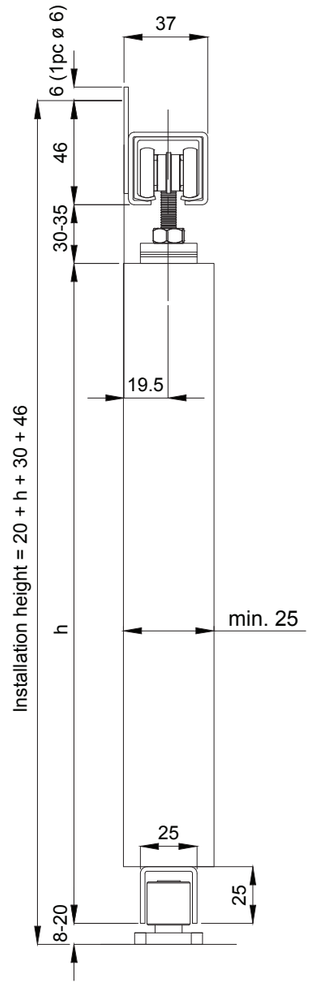

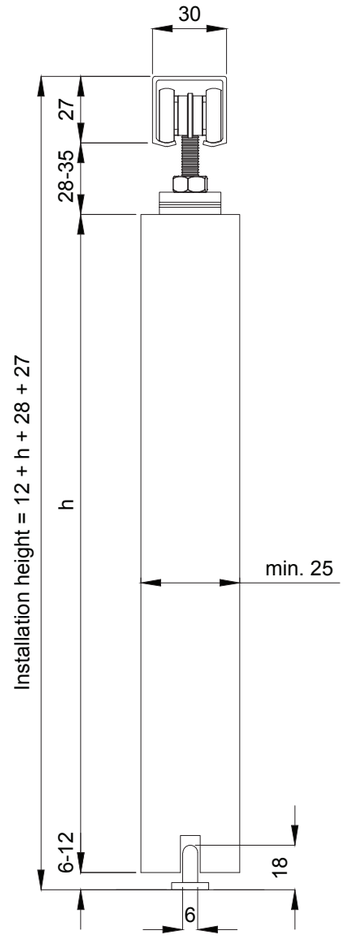

(Products 20603 and 20604 with soffit fixing)

Specifications

Weight (max.capacity)	100 kg / door
Door thickness	12-40 mm
Bracket interval (max.)	500 - 1000 mm

Hangers with steel wheels. Lubricated for life ball bearings.

Hot-dipped galvanized steel track (min. 20 µm).

Zinc plated (min. 8 µm) steel parts. Tested in salt water spray chamber (240 h).

Fittings set	Track length	Door width (max.)	Code
FIttings set with track 775	2000 mm 2400 mm	1000 mm 1200 mm	20603 20604

The package components are presented separately on page 45.

FITTINGS SETS		CODE
Fittings set with track 75 Junior 1 x track K-75 Junior (Al) · 2 x hanger PP-75/Junior · 5 x wall bracket SK-75/steel/Junior · 2 x stop KP-75 · 1 x bottom guide AO-75 Holes are pre-drilled in the track for also soffit fixing. The screws are included in the package.	2 m track (Al)	20705
Fittings set with track 75 Flow 1 x track K-75 Flow (Al) · 1 x hanger MP-75/nylon · 2 x plate PLP-75 · 5 x wall bracket SKX-75/Flow · 1 x Soft Close OH-75/Flow (75kg) 1 x Soft Stop SS-75 · 1 x bottom guide AO-75 · 1 x end cap PLH-75/Flow (pair) Holes are pre-drilled in the track for also soffit fixing. The screws are included in the package.	2,1 m track (Al)	20709
	2,4 m track (Al)	20708
Cover plate set 75 Flow 1 x track K-75 Flow · 2 x hanger PP-75/nylon · 5 (7)* x wall bracket SKX-75/Flow · 2 x stop KP-75 · 1 x bottom guide AO-75 1 x cover plate · 1 x end cap (pair) *Cover plate set 75 Flow with 3 m track includes 7 wall brackets. Also available with grey cover plate. Ask offer from our sales. (Curved cover plate available separately)	2,1 m track (Al)	20620
	2,4 m track (Al)	20621
	3 m track (Al)	20622
	4,2 m track (Al)	20640
	6 m track (Al)	20632

FITTINGS SETS		CODE
Cover plate set 75 Flow SC (Includes Soft close) 1 x track K-75 Flow · 1 x hanger MP-75/nylon · 2 x plate PLP-75 · 5 x wall bracket SKX-75/Flow · 1 x stop KP-75 1 x bottom guide AO-75 · 1 x cover plate · 1 x end cap (pair) · 1 x Soft Close OH-75/Flow /75kg)	2,1 m track (Al)	20636
	2,4 m track (Al)	20637
	3 m track (Al)	20638
Fittings set with track 755 1 x track K-75 · 2 x hanger PP-75/nylon · 5 x wall bracket SK-75/steel/Junior · 2 x stop KP-75/100 · 1 x bottom guide AO-75 Holes are pre-drilled in the track for also soffit fixing. The screws are included in the package.	2 m track (Fe)	20603
	2,4 m track (Fe)	20604
Fittings set 765 2 x hanger PP-75/nylon · 2 x stop KP-75 · 1 x bottom guide AO-75	no track included	20501
Assembly set 765 2 x hanger MP-75/nylon · 2 x stop KP-75 · 1 x bottom guide AO-75	no track included	20509
Assembly set 775 (With adjustable low headroom plate) 2 x hanger MP-75/nylon · 2 x stop KP-75 · 1 x bottom guide AO-75 · 2 x low headroom plate LHP-75	no track included	20508

ALUMINIUM TRACKS

	CODE
K-75 Junior 2 m (Al)	20017
K-75 Junior 2,4 m (Al)	20019
K-75 Junior 3 m (Al)	20020

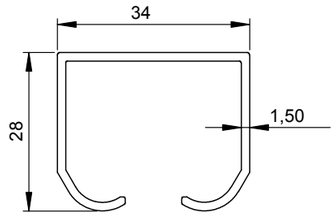

*Also available with anodized aluminium track for projects. Ask more for our sales.

	CODE
K-75 Flow 2,1 m (Al)	20201
K-75 Flow 2,4 m (Al)	20205
K-75 Flow 3 m (Al)	20203
K-75 Flow 4,2 m (Al)	20213
K-75 Flow 6 m (Al)	20206

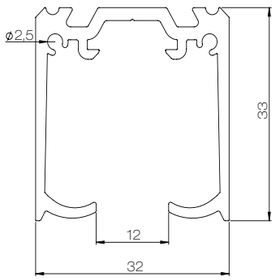

*Also available with anodized aluminium track for projects. Ask more for our sales.

GALVANIZED STEEL TRACKS (recommended for outdoor use)

	CODE
K-75 2 m	20001
K-75 2,4 m	20010
K-75 3 m	20003
K-75 4 m	20004
K-75 6 m	20006

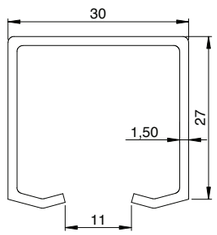

HANGERS

	CODE
MP-75/Junior Nylon. For track K-75 Junior. (Capacity 50 kg / pair)	20035
MP-75/nylon For tracks K-75 and K-75 Flow. (Capacity 100 kg / pair)	20040
MP-75/steel For tracks K-75. (Capacity 100 kg / pair)	20042

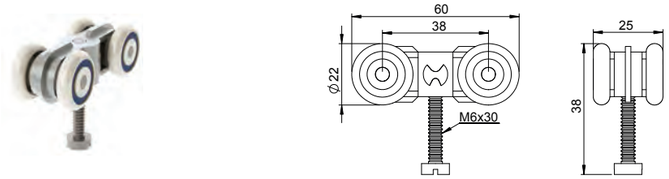

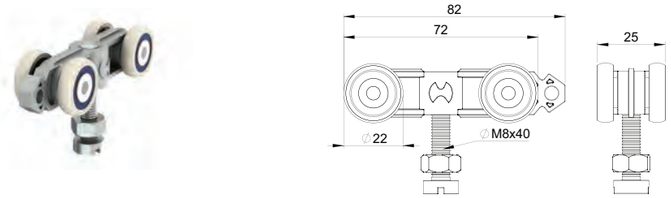

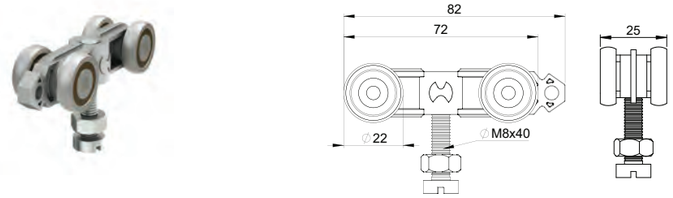

HANGERS WITH FIXING PLATES

	CODE
PP-75/Junior Nylon. For track K-75 Junior. (Capacity 50 kg / pair) (Door width min. 20 mm)	20036
PP-75/nylon For tracks K-75 and K-75 Flow. (Capacity 100 kg / pair) (Door width min. 25 mm)	20041
PP-75/steel For tracks K-75. (Capacity 100 kg / pair) (Door width min. 25 mm)	20043

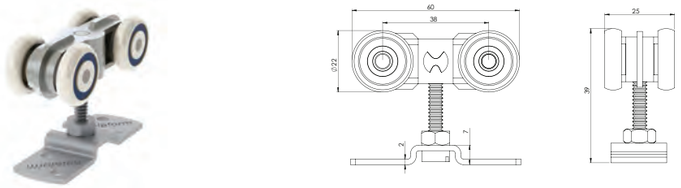

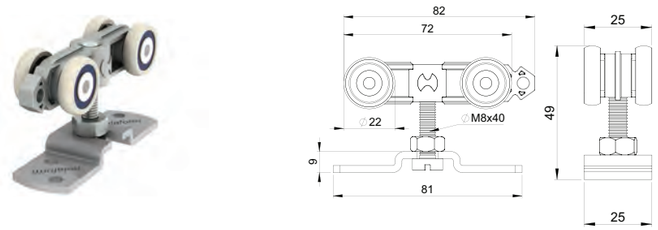

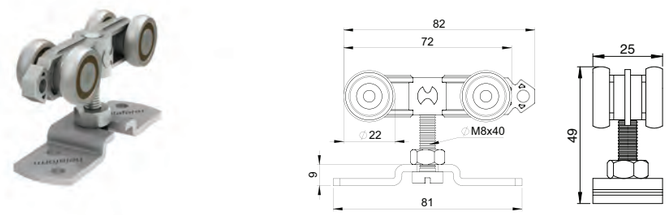

FIXING PLATES

		CODE
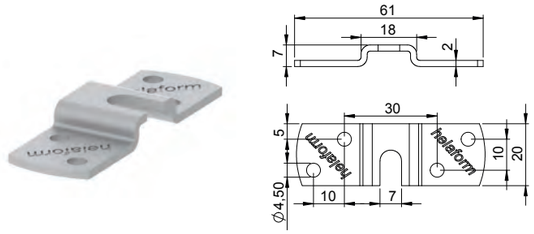	**PLP-75/Junior** Top fixing. For timber door. For hanger MP-75/Junior (Door thickness min. 20 mm)	20101
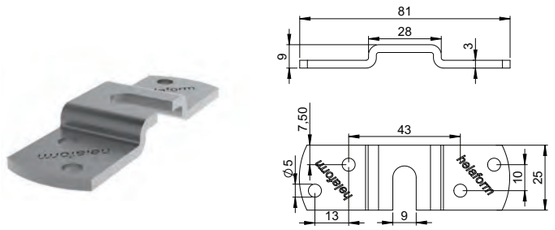	**PLP-75** Top fixing. For timber door. For hanger MP-75. (Door thickness min. 25 mm)	20100
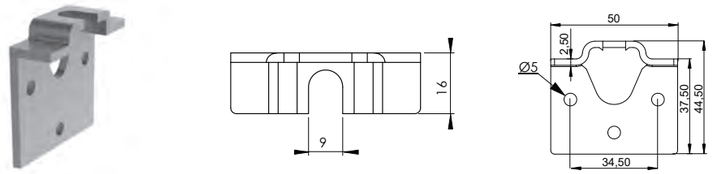	**PLS-75** Side fixing. For timber door. For hanger MP-75. (Door thickness min. 12 mm) (Capacity 100 kg / pair)	20105
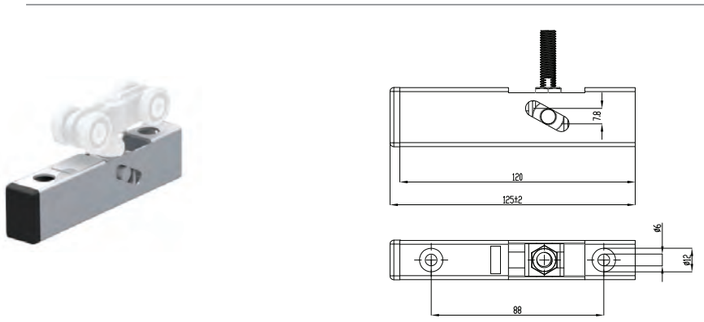	**Low headroom plate LHP-75** For timber door. For hanger MP-75. (Door thickness min. 26 mm) (Capacity 100 kg / pair)	20103

WALL BRACKETS

		CODE
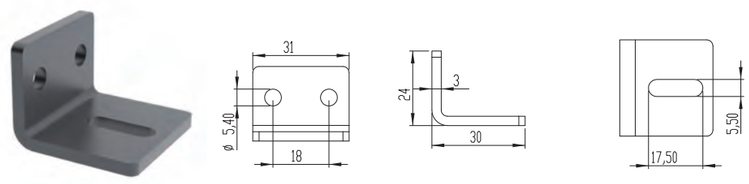	**SK-75/steel/Junior** For tracks K-75 and K-75 Junior. (Door thickness max. 40 mm) (Bracket interval 500 mm)	20070

WALL BRACKETS

		CODE
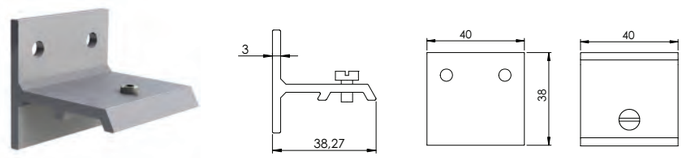	**SK-75/Flow** For track K-75 Flow. (Door thickness max. 50 mm)	20075
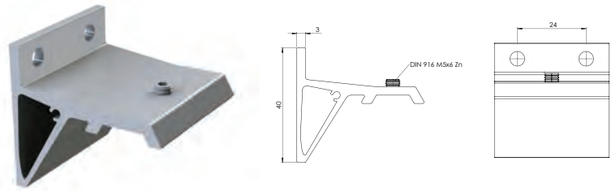	**SKX-75/Flow** For track K-75 Flow. (Door thickness max. 60 mm)	20076-1
	**SKU-75/steel** For track K-75. (Door thickness max. 30 mm)	20071
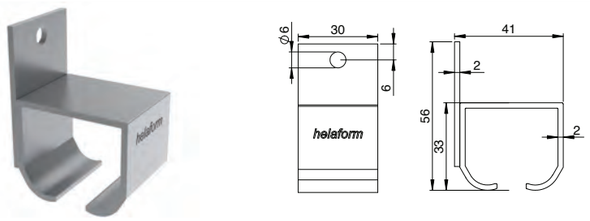	**SKU-75/Junior** For track K-75 Junior. (Door thickness max. 35 mm)	20072
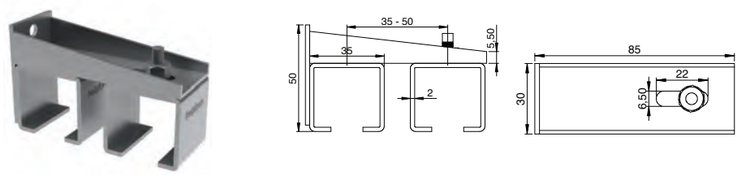	**SK/2-75/steel** For double track. For track K-75. (Door thickness max. 35 mm)	20073

SOFFIT BRACKETS

		CODE
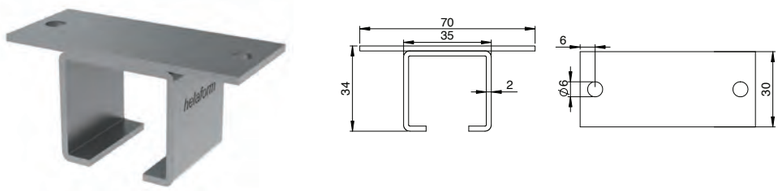	**KKK-75/steel** For track K-75.	20080

SOFFIT BRACKETS

		CODE
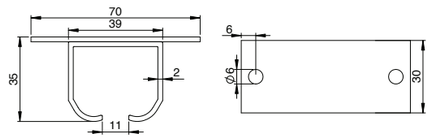	**KKK-75/Junior** For track K-75 Junior.	20081
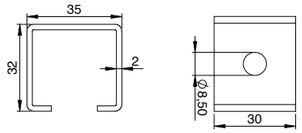	**KK-75/steel** For track K-75.	20082

TRACK JOINT

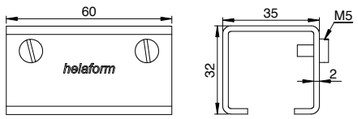	**LKU-75/steel** For tracks K-75 and K-75 Junior.	20090

BOTTOM GUIDES

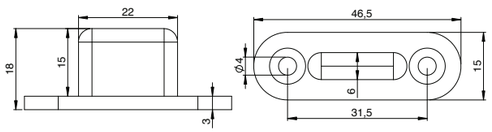	**A0-75** HD-polyethylene. Floor fixing. (ø 6 mm) (Capacity 100 kg)	20300
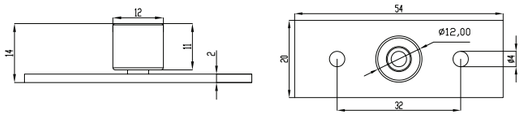	**A0L-10** Nylon. Floor fixing. (ø 12 mm)	50319
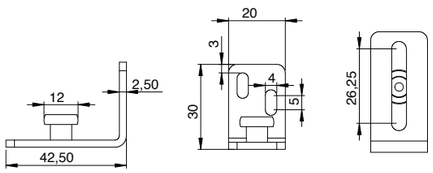	**A0-10/L** Short. Nylon. Wall fixing. (ø 12 mm)	20301
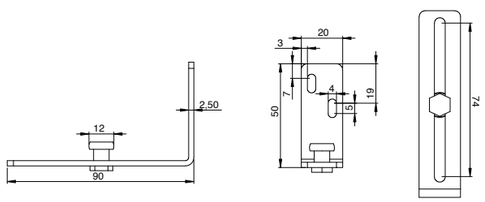	**A0-10/P** Long. Nylon. Wall fixing. (ø 12 mm)	20302

SERIES **75**

BOTTOM GUIDES

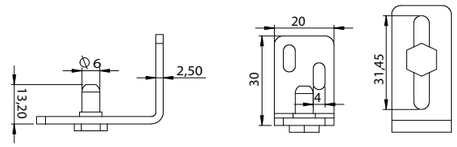	**A0-6/L** Short. Steel. Wall fixing. (ø 6 mm)	20303
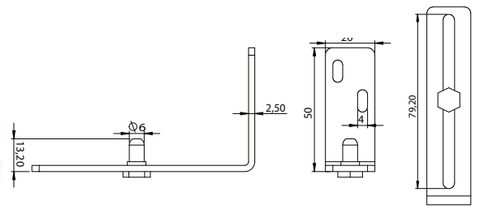	**A0-6/P** Long. Steel. Wall fixing. (ø 6 mm)	20304
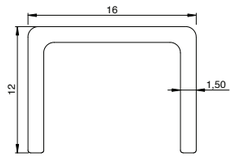	**A0K-10 2m (Al)** Bottom guide channel. Usually attach to the bottom of the door.	50309

ACCESSORIES

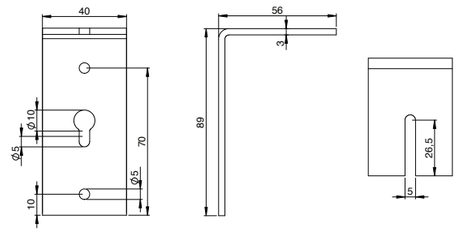	**Facing board holder OLP-75** Used for fixing cover board. For tracks K-75, K-75 Junior, K-75 Flow, K-100 and K-150.	20109
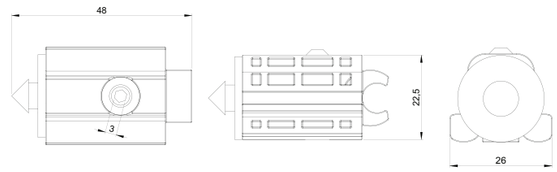	**Stop KP-75** Stops the hanger inside of the track. For tracks K-75, K-75 Flow and K-75 Junior.	20106
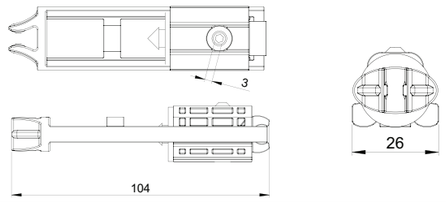	**Clip Stop CS-75** Stops and keeps the door closed or open. For hangers MP-75 and PP-75.	20118
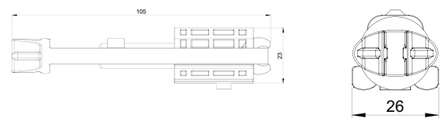	**Soft Stop SS-75** Damp door movement before stopping and keeps the door closed or open. For hangers MP-75 and PP-75.	20119

ACCESSORIES

	CODE
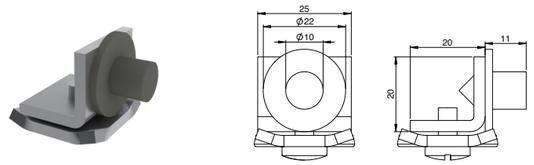 **Stop KP-75/100** Stops the hanger inside the track. For tracks K-75 and K-100.	20110
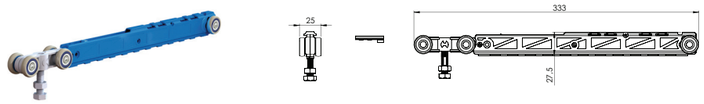 **Soft Close OH-75/Flow (75 kg)** 75 kg weight capacity. Closes the door smooth and softly. For track K-75 Flow.	20217
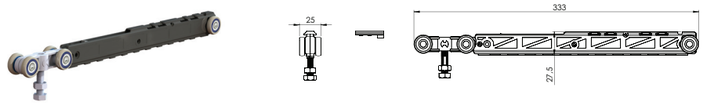 **Soft Close OH-75/Flow (100 kg)** 100 kg weight capacity. Closes the door smooth and softly. For track K-75 Flow.	20218
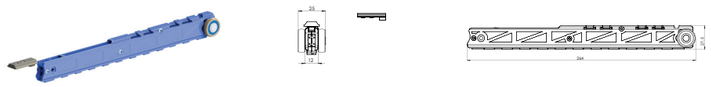 **Soft Close body OHR-75/Flow (75 kg)** 75 kg weight capacity. Closes the door smooth and softly. Without hanger. For track K-75 Flow and hanger MP-75.	20215
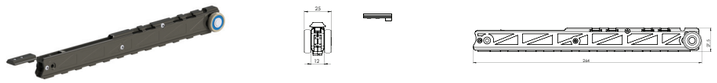 **Soft Close body OHR-75/Flow (100 kg)** 100 kg weight capacity. Closes the door smooth and softly. Without hanger. For track K-75 Flow and hanger MP-75.	20216
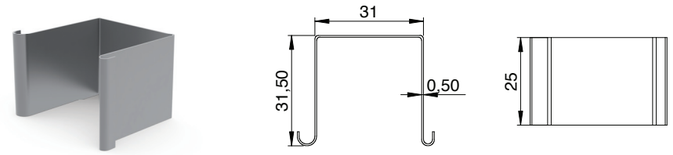 **End clip PK-75/steel** Prevents lateral movement of the track. For track K-75.	20120
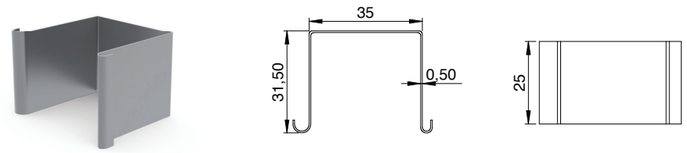 **End clip PK-75 Junior/100** Prevents lateral movement of the track. For tracks K-75 Junior and K-100.	20121
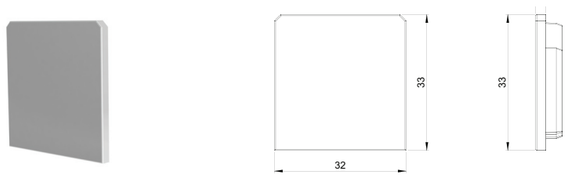 **End cap PLH-75/Flow** Grey. Pair. For track K-75 Flow.	20285
End cap PLM-75/Flow Black. Pair. For track K-75 Flow.	20285

ACCESSORIES

	CODE
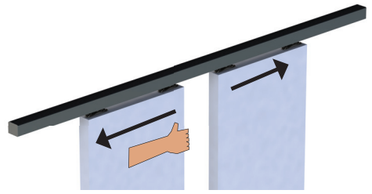 **Syncro duo SD-75** For two doors. For simultaneous opening. For track K-75 and K-75 Flow.	20114
Syncro quattro SQ-75 For four doors. For simultaneous opening. For track K-75.	20115
Cover plate (straight) + end caps 2,1m. For track K-75 Flow	20250
Cover plate (straight) + end caps 2,4m. For track K-75 Flow	20251
Cover plate (straight) + end caps 3m. For track K-75 Flow	20252
Cover plate (straight) + end caps 6m. For track K-75 Flow	20253
Cover plate (curved) + end caps 2,1m. For track K-75 Flow	20150
Cover plate (curved) + end caps 2,4m. For track K-75 Flow	20151
Cover plate (curved) + end caps 3m. For track K-75 Flow	20152

GLASS DOOR ACCESSORIES

	CODE
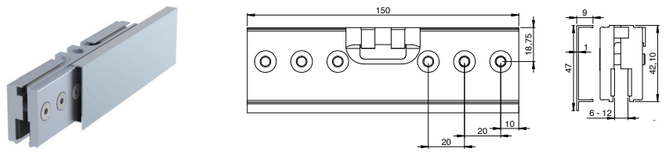 **Glass clamp LP-75/100/A** Suitable for glass thicknesses of 6, 8, 10 and 12 mm. For hangers MP-75 and LOP-100. Incl. anodized cover plate, natural. Does not require drilling. (Capacity 120 kg / pair)	60104
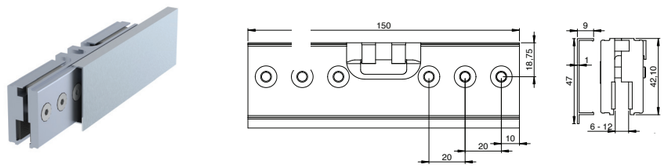 **Glass clamp LP-75/100/R** Suitable for glass thicknesses of 6, 8, 10 and 12 mm. For hangers MP-75 and LOP-100. Incl. anodized cover plate, light brown. Does not require drilling. (Capacity 120 kg / pair)	60105
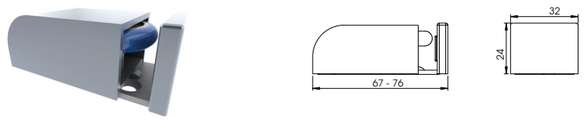 **Bottom guide LAO-75/100/150** For glass door. Floor fixing. Adjustable 6 - 25 mm.	60102

SERIES **SAGA 150**

Apartments and commercial spaces

This series is designed for heavy interior and exterior applications for areas where high corrosion resistance and architectural design are required. Typically this series is used for **residential** and **commercial spaces** like in **showrooms** and **galleries** as well as in luxurious villas on the seaside. The series also includes the popular Soft Close mechanism and a Low-Headroom Plate for a final touch of luxury. Anodized aluminium up to 25 microns and acid-proof stainless steel AISI 316 L quality guarantee corrosion resistance up to maritime conditions.

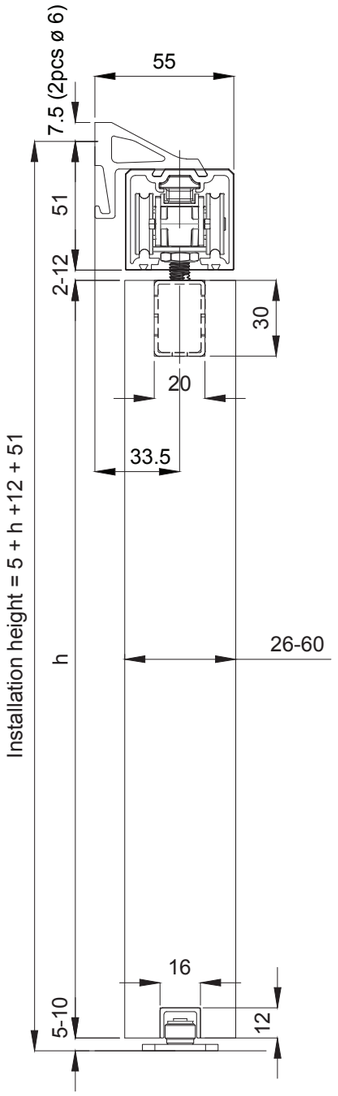

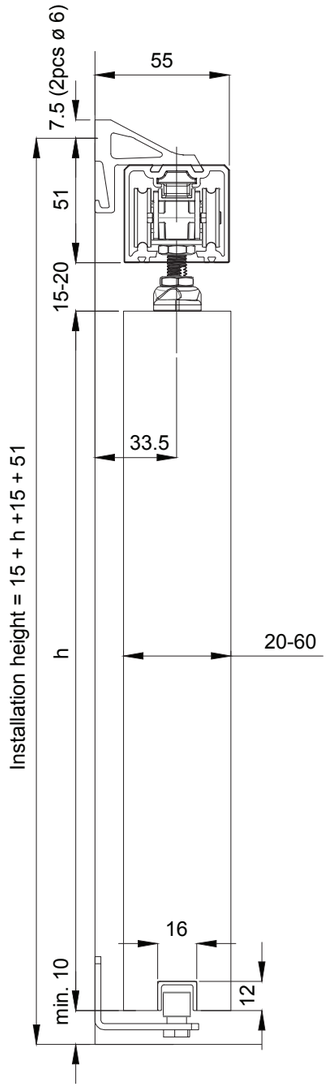

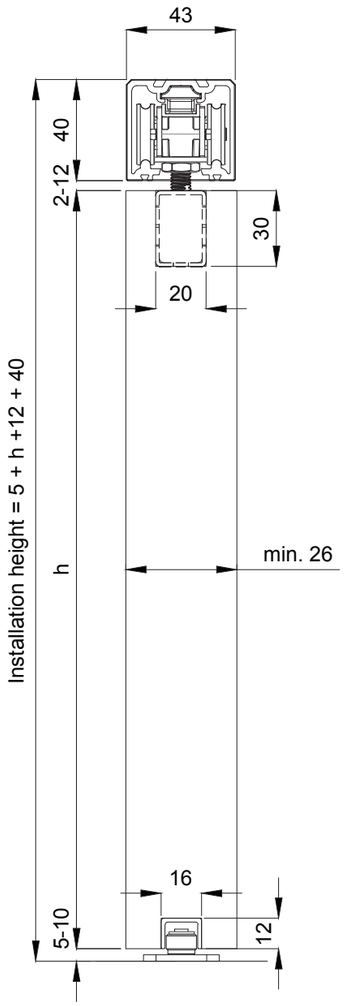

Specifications

Weight (max.capacity)	150 kg / door
Door thickness	20-60 mm
Bracket interval (max.)	500 mm
Door width (min) when using 1 soft close	500 mm
Door width (min) when using 2 soft close	750 mm

Hangers with nylon wheels with 440C precision bearings and steel body AISI 316 L-quality.

Galvanized (25 µm) aluminium track, bracket and stop.

AISI 316 L-quality steel parts.

SERIES **SAGA 300**

Apartments and commercial spaces

This extremely durable series is designed for heavy interior and exterior applications. Typically this series is used in **entrance halls, galleries** and **auditoriums** where durable and stylish sliding systems are required. Due to the series high corrosion resistance and durability for up to 300 kg weight capacity, this series can also be used in **extreme weather conditions,** for example in sliding doors on **seaside villas**. Anodized aluminium up to 25 microns and acid-proof stainless steel AISI 316 L quality guarantee corrosion resistance up to maritime conditions.

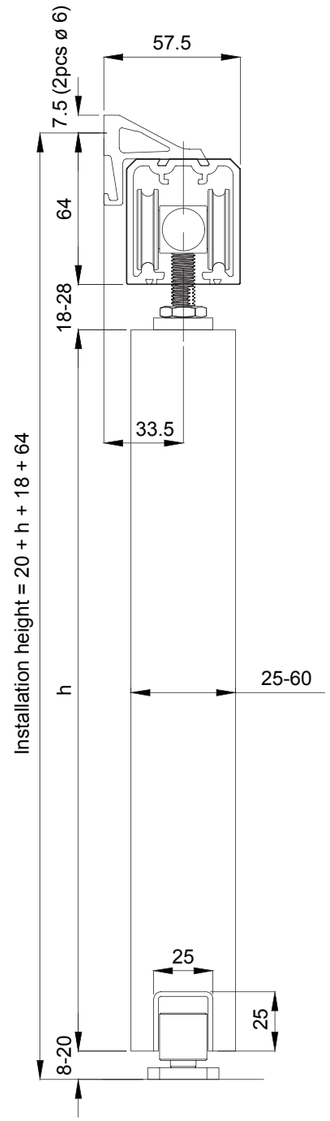

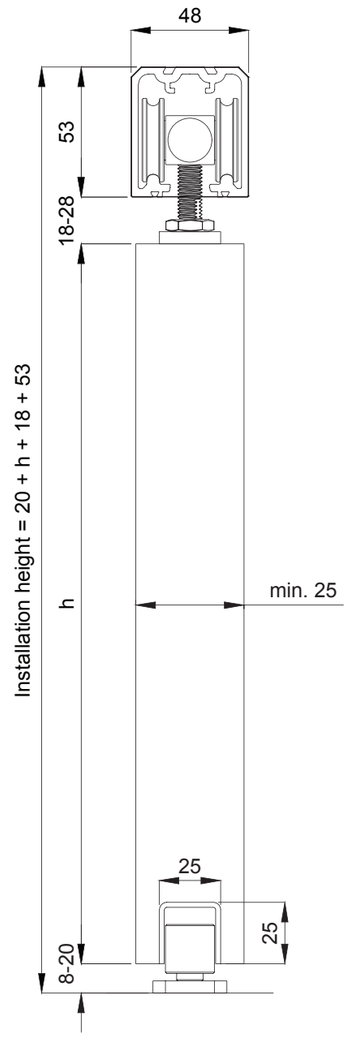

Specifications

Weight (max.capacity)	300 kg / door
Door thickness	25-60 mm
Bracket interval (max.)	500 mm

Hangers with nylon wheels with 440C precision bearings and steel body AISI 316 L-quality.

Galvanized (25 µm) aluminium track, bracket and stop.

AISI 316 L-quality steel parts.

SAGA 150

ANODIZED ALUMINIUM TRACKS

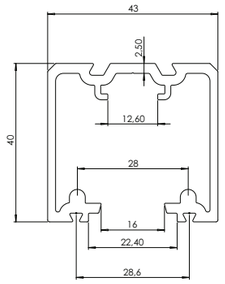

	CODE
K-150/SAGA 2 m (Al)	10102
K-150/SAGA 3 m (Al)	10103
K-150/SAGA 4 m (Al)	10104
K-150/SAGA 6 m (Al)	10106
K-150/SAGA 6 m (Al), Black	10116

HANGER

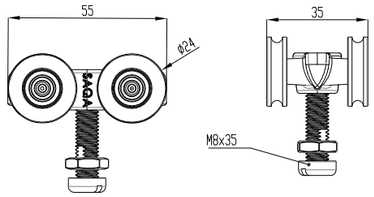

MP-150/SAGA, AISI 316 L
Nylon.
For track K-150/SAGA.
(Capacity 150 kg / pair)

10140

FIXING PLATES

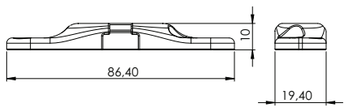

PLP-150/SAGA, AISI 316 L
Top fixing.
For timber door.
For hangers MP-150/SAGA.
(Door thickness min 20 mm)

10150

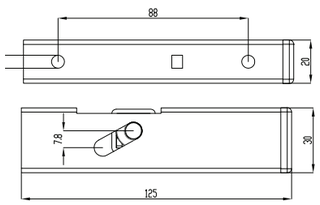

LHP-150/SAGA, AISI 316 L
Low headroom plate.
For timber door.
For hanger MP-150/SAGA.
(Door thickness 26-62 mm)
(Plate adjustment: 8 mm)
(Capacity 100 kg / pair)

10152

WALL BRACKET

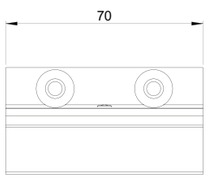

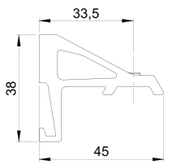

SK-150/300/SAGA
For tracks K-150/SAGA and K-300/SAGA.
(Door thickness max. 50 mm)

10270

SK-150/300/SAGA Black
For tracks K-150/SAGA and K-300/SAGA.
(Door thickness max. 50 mm)

10271

SERIES **SAGA**

BOTTOM GUIDES

	CODE
AOK-10 2 m (Al) Bottom guide channel. Usually attach to the bottom of the door.	50309
AOL-10/SAGA, AISI 316 L Floor fixing. (ø 12 mm).	10191
AO-10/SAGA, AISI 316 L Wall fixing. (ø 12 mm).	10192
AOL-150/SAGA Nylon 66. Floor fixing. (ø 6 mm) (Capacity 150 kg)	10193

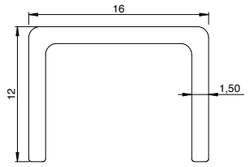

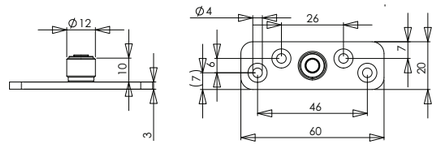

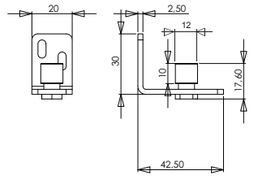

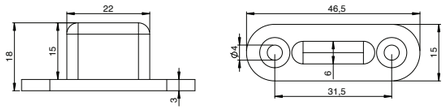

ACCESSORIES

	CODE
Stop KP-150/300/SAGA Stops the hanger inside the track. For tracks K-150/SAGA and K-300/SAGA.	10180
End cap PLH-150/SAGA Grey. Pair. For track K-150/SAGA.	10185
End cap PLM-150/SAGA Black. Pair. For track K-150/SAGA.	10186
Soft Close with one hanger OHP-150/SAGA Closes the door slowly and smoothly. For track K-150/SAGA. (Capacity 150 kg)	10164



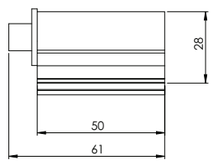

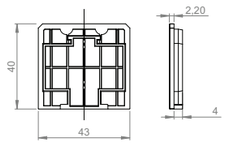

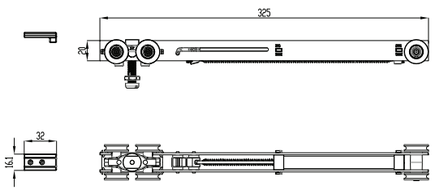

ACCESSORIES

	CODE
Syncro duo SDS-150/SAGA/SC1 Preinstalled. Include 1 x Soft close. For two doors. For simultaneous opening. (Capacity 80 kg)	10168
Syncro duo SDS-150/SAGA/SC2 Preinstalled. Include 2 x Soft closes. For two doors. For simultaneous opening. (Capacity 80 kg)	10169
Syncroduo SD-150/SAGA Does not include track or soft close. For two doors. For simultaneous opening. (Capacity 150 kg)	10165

SAGA 300

ANODIZED ALUMINIUM TRACKS

K-300/SAGA 2 m (Al)	10202
K-300/SAGA 3 m (Al)	10203
K-300/SAGA 4 m (Al)	10204
K-300/SAGA 6 m (Al)	10206

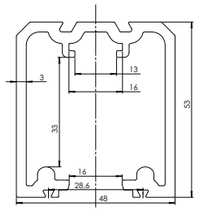

HANGER

MP-300/SAGA, AISI 316 L Nylon. For track K-300/SAGA. (Capacity 300 kg / pair)	10240

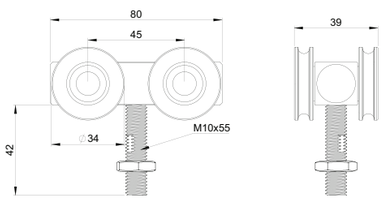

FIXING PLATE

PLP-100/150, M10, AISI 316 L Top fixing. For timber door. For hanger MP-300/SAGA. (Door thickness min 25 mm)	40102

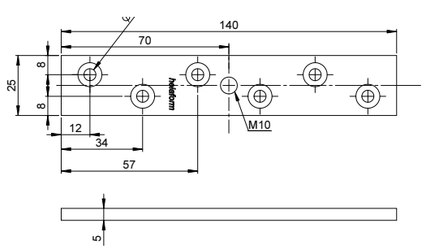

WALL BRACKET

	CODE
SK-150/300/SAGA For tracks K-150/SAGA and K-300/SAGA. (Door thickness max. 50 mm)	10270
SK-150/300/SAGA Black For tracks K-150/SAGA and K-300/SAGA. (Door thickness max. 50 mm)	10271

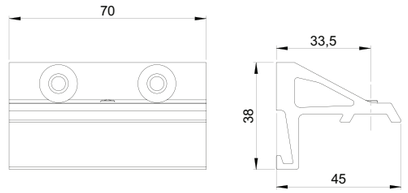

BOTTOM GUIDES

AOK 3 m, AISI 316 L Bottom guide channel. Usually attach to the bottom of the door or to the floor.	50310
AOL-12/SAGA, AISI 316 L Floor fixing. (ø 19 mm).	10190
AO-12, AISI 304 ø 19 mm. Seinäkiinnitys.	50325

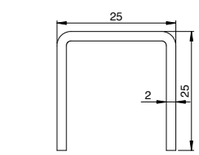

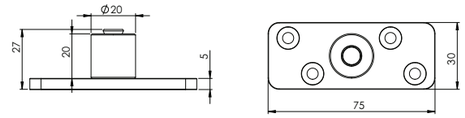

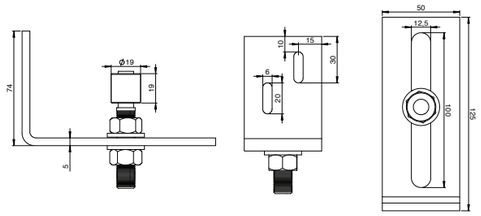

ACCESSORIES

Stop KP-150/300/SAGA Stops the hanger inside the track. For tracks K-150/SAGA and K-300/SAGA.	10180
End cap PLH-300/SAGA Grey. Pair. For track K-300/SAGA.	10285
End cap PLM-300/SAGA Black. Pair. For track K-300/SAGA.	10286


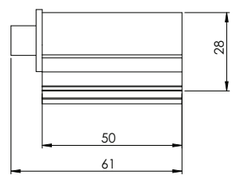

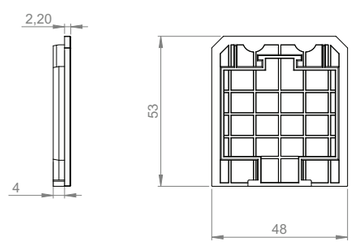

Soft Close – Silent and effortless opening and closing

The Soft Close system provides the final touch of luxurious feeling to the complete sliding door set. The system is similar to what we are used to in our kitchens that we love; slowly, silently and gently opening and closing the drawer is now available for sliding doors up to 150 kg.

The 75 Flow Series has two Soft Close options: blue for lighter interior doors with a load capacity of 75 kg and black up to 100 kg. Now you can choose a Soft Close to better match the weight of your door. The Soft Close mechanism can be disassembled from the hanger, stored separately, or install it on an existing hanger.



The Soft Close of the SAGA series is suitable for interior doors and thanks to its corrosion resistance also for outdoor use. Robust construction and high-quality parts can even soften a 150 kg door´s closure.

- Moves the door gently and evenly towards the open or closed position without user assistance
- Mechanism is installed completely inside the track
- Makes the sliding door safer with less risk of accidentally trapped fingers
- Easy to install as it comes already assembled into the hanger but can be installed retrospectively as well



Available in series:

- 75 Flow (page 36)
- SAGA 150 (page 54)

Soft Stop – New generation stop with a damper

This small mechanism provides additional comfort for the sliding door. The Soft Stop has two comfort-enhancing features: the Clip Stop feature, where the “cloves” catch the hanger, preventing the door from bouncing back when closing / opening the door, and a small damping pump that slows the door movement when it comes to a stop. Up to 100 kg doors.

The Soft Stop is easy to install and fits completely inside the sliding track, leaving a finished look for the whole system.

- Stops the door softly and keeps the door open / closed
- Mechanism is installed completely inside the track
- Easy to install

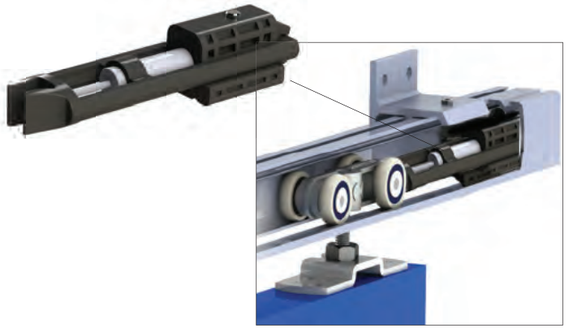

Available in series:

- 75 (page 30)

  Fits all 75-series sliding tracks (when using MP-75 hanger)

Low-Headroom Plate (LHP) – For a minimalistic finish

Innovative design for interior wooden doors. Minimalistic finish with all parts concealed without the need for cover plates or pelmets by **reducing the clearance between the track and the top** of the door to a minimum of 2 mm.

- Vertically adjustable plate for up to 100 kg
- Easy to install and adjust the gap between the door and the track
- The plate’s small size enables thinner door thickness and less routing to be made
- Compatible with the Soft Close mechanism

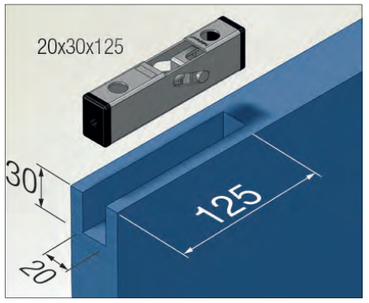

Available in series:

- 75 (page 30)
- SAGA 150 (page 54)

Syncroduo – Moves two doors at the same time

The Syncroduo system, where a pair of sliding doors, hanging on one track, are connected to each other so that both doors open simultaneously by moving just one leaf. The Syncroduo system fits completely inside of the sliding track. Also available with Soft Close.

- You can quickly open a larger doorway
- Mechanism is installed completely inside the track
- No extra mountings needed on the door or the frame
- Also available in pre-installed

Available in series:

- 75 (page 30)
- SAGA 150 (page 54)

Colour options – Pick the right colour for you

The SAGA series is designed so that the sliding track acts already as a design element. By anodizing or powder coating the track, the combined options with the door are limitless. We offer from stock natural anodized and black anodized colours. Other colours are custom made.

Available in series:

- SAGA 150 (page 54)

SERIES **RETRÖ**

Apartments and commercial spaces

The Retrö sliding door system, combined with your stylish door, creates a focal point and adds to the look of your home. This system is a complete kit, available in two sizes: 2 and 2.4 metres. It is also possible to extend the track with a track joint, so even a larger doorway can be covered with this design package. In addition, the two doors can move in parallel with the use of double tracks and double wall brackets. The package also includes Soft Close for added comfort and safety.

Specifications

Door weight (max.)	80 kg - 150 kg /door
Door thickness	35-45 mm

FITTINGS SETS

	CODE
Fittings set with track Retrö 2 m For one door (Door width max. 1000 mm) (Door thickness max. 45 mm)	11700-0
Fittings set with track Retrö 2,4 m For one door (Door width max. 1200 mm) (Door thickness max. 45 mm)	11701-0

ACCESSORIES

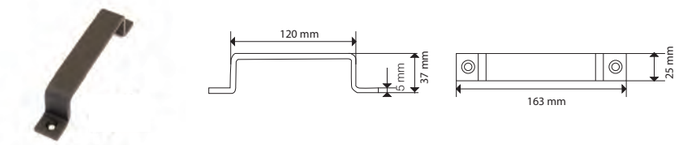

Handle LVM-150/Retrö, black
Fixing on the door surface.
(Material: Metal, powder-coated)

11720

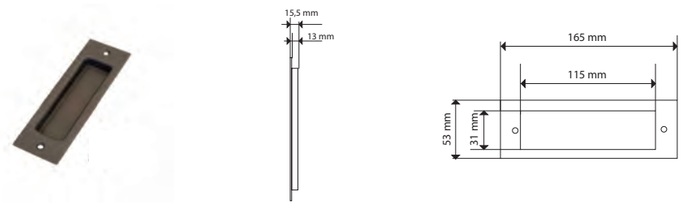

Flush handle UVM-150/Retrö, black
Fixing in the door.
(Material: Metal, powder-coated)

11721

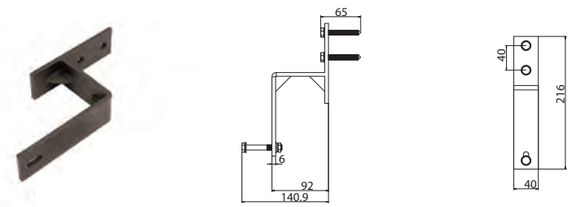

Double wall bracket SKL/2-150/ Retrö, joint
Allows parallel movement of two doors in the opening.

Double wall brackets are needed as much as wall brackets.

11775

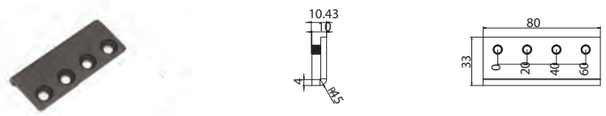

Track joint LKU-150/Retrö
Allows seamless connection and extension of sliding tracks.

11790

SERIES **SKANDI**

Apartments and commercial spaces

SKANDI fittings set is an elegant track system with stainless steel components and a stylish design that fits perfectly into a modern interior. The set includes soft close mechanisms integrated inside the track. Thanks to them, the door opens and closes calmly and safely. This fittings set is a complete package available in two sizes: 2 and 2.4 meters. It is also possible to extend the track with a track connector, so even a larger doorway can be covered with this design package.



Spesifications

Door weight (max.)	80 kg - 150 kg /door
Wooden door thickness	35-45 mm
Glassdoor thickness	8,10, 12 mm

FITTINGS SETS		CODE
	Skandi 2 m for wooden door (Door width max. 1000 mm) (Door thickness max. 45 mm)	11900
	Skandi 2,4 m for wooden door (Door width max. 1200 mm) (Door thickness max. 45 mm)	11901
	Helasarja Skandi 2 m yhdelle lasiovelle (Door width max. 1000 mm) (Glass thickness max. 12 mm)	11902
	Helasarja Skandi 2,4 m yhdelle lasiovelle (Door width max. 1200 mm) (Glass thickness max. 12 mm)	11903

ACCESSORIES		
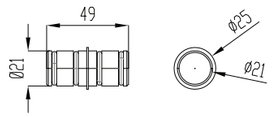	**Track joint SKANDI** Connect tracks together. Note! The door can also slide over the track joint.	11990
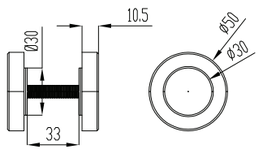	**Handle SKANDI for wooden door** Installed on the surface of the door. (Door thickness 35-45 mm) (Sold in pairs)	11920
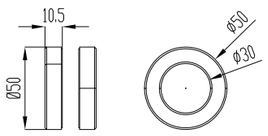	**Handle SKANDI for glass door** Installed on the surface of the door. Strong 3M sticker. (Glass thickness 8-12 mm) (Sold in pairs)	11921

SLIDING DOOR SYSTEMS

Industry and agriculture

SERIES **100**

Industry and agriculture

The series 100 is one of the most versatile Helaform series. It offers solutions for straight sliding doors and industrial curtains, but also for special applications such as conveyor systems, cable trolleys and watering systems. Typical door installations include external doors for **storage facilities** and **agricultural buildings**, but also **medium-weight interior partitions, sliding screens** and **grills**.

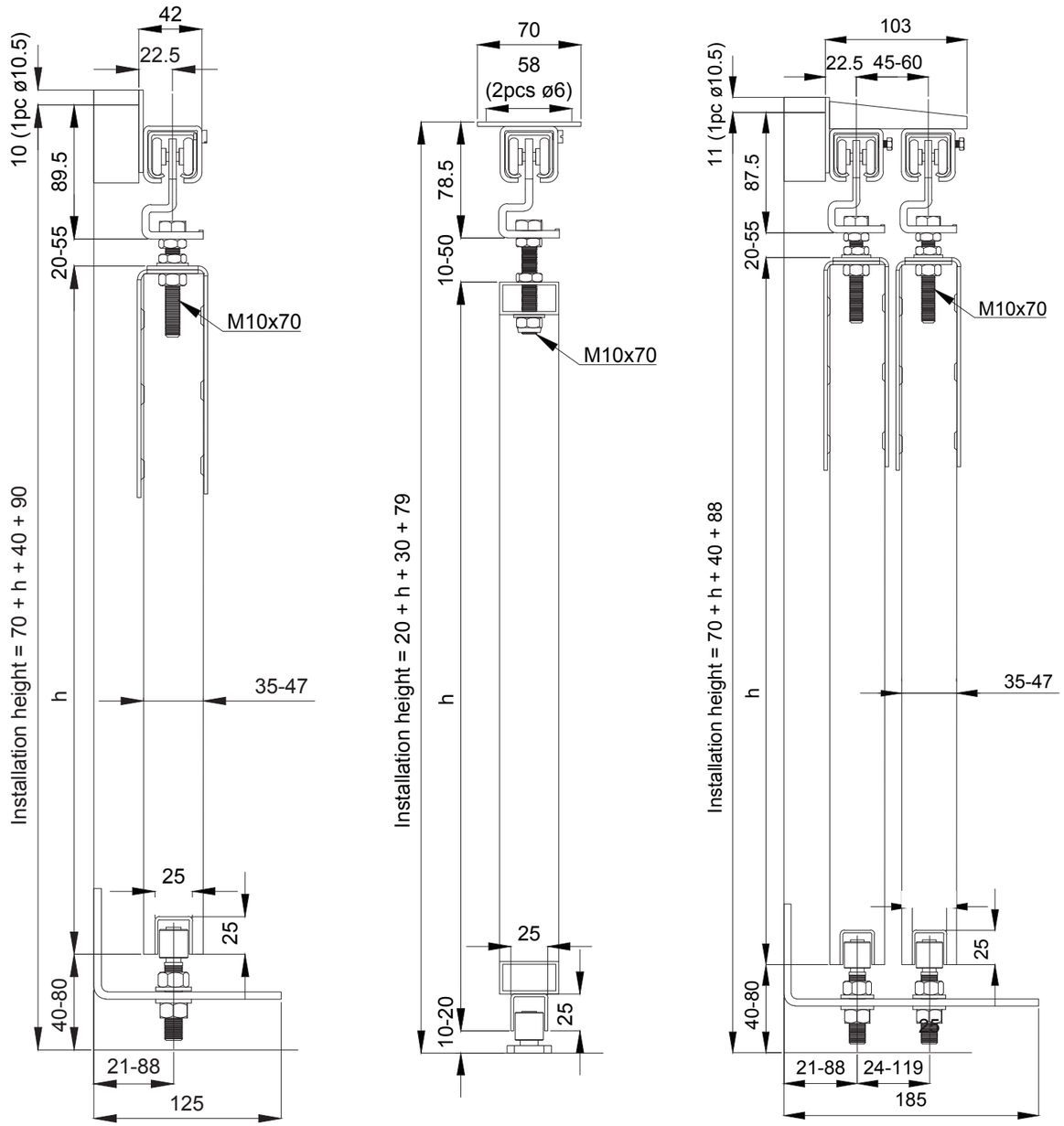

Specifications

Weight (max.capacity)	120 kg / door
Bracket interval (max.)	1000 mm

Hangers with nylon and steel wheels. Lubricated for life bearings.

Hot dipped galvanized steel track (min. 20 µm).

Zinc plated (min. 8 µm) steel parts. Tested in salt water spray chamber (240 h).

GALVANIZED STEEL TRACKS

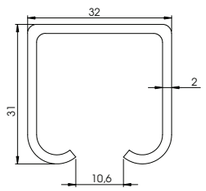

	CODE
K-100 2 m	30017
K-100 3 m	30013
K-100 4 m	30014
K-100 6 m	30016

HANGERS

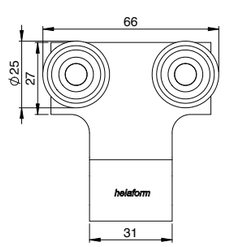

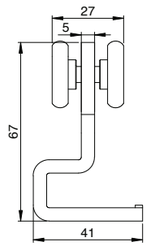

MPS-100/nylon
For track K-100.
(Capacity 120 kg / pair)
30040

MPS-100/steel
For track K-100.
(Capacity 120 kg / pair)
30042

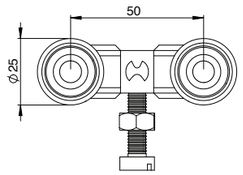

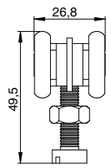

LOP-100 /nylon
For track K-100.
(Capacity 120 kg / pair)
60106

HANGERS WITH FIXING PLATES

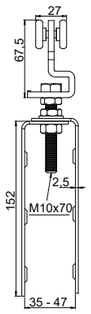

PPS-100/nylon
For track K-100.
(Capacity 120 kg / pair)
(Door thickness 35-47 mm)
30041

PPS-100/steel
For track K-100.
(Capacity 120 kg / pair)
(Door thickness 35-47 mm)
30043

SERIES **100**

FIXING PLATES

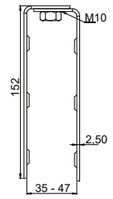

PLS-100/150
Side fixing.
For timber door.
For hangers MPS-100, MP-150 and MPS-150.
(Door thickness 35-47 mm)
40100

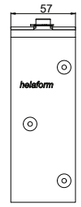

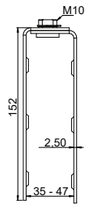

PLS-100/150/E
Side fixing.
Adjustable.
For timber door.
For hangers MPS-100, MP-150 and MPS-150.
(Door thickness 35-47 mm)
40101

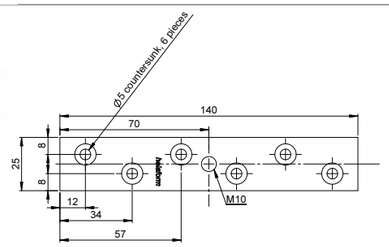

PLP-100/150, M10
Top fixing.
For timber door.
For hangers MPS-100, MP-150 and MPS-150.
(Door thickness min. 25 mm)
40103

WALL BRACKETS

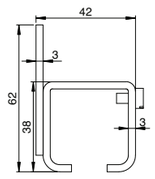

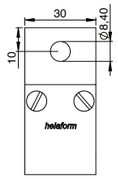

SKL-100
Joint bracket.
For track K-100.
(Door thickness max. 40 mm)
30070

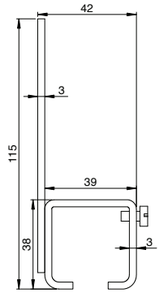

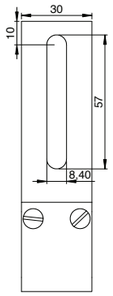

SKL-100
Joint bracket, adjustable.
For track K-100.
(Door thickness max 40 mm)
30086

WALL BRACKETS

	CODE
 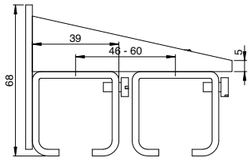 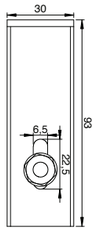 **SKL/2-100** Joint bracket. For double track. For track K-100. (Door thickness max 40 mm)	30071

SOFFIT BRACKETS

	CODE
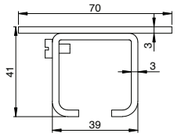 **KKKL-100** Joint bracket. For track K-100.	30080
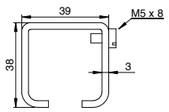 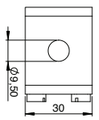 **KKL-100** Joint bracket. For track K-100.	30083
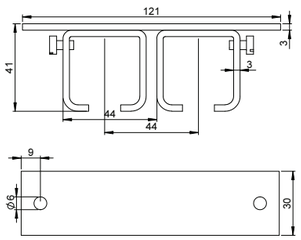 **KKKL/2-100** Joint bracket. For double track. For track K-100. (Door thickness max. 40 mm)	30085

TRACK JOINTS

	CODE
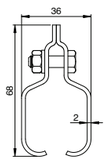 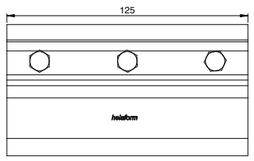 **LK-100** Dismountable jointing sleeve. For track K-100. Not suitable for track with soffit mounting.	30090

TRACK JOINTS

	CODE
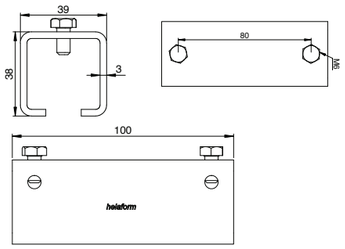 **LKU-100/100 mm** For track K-100.	30091
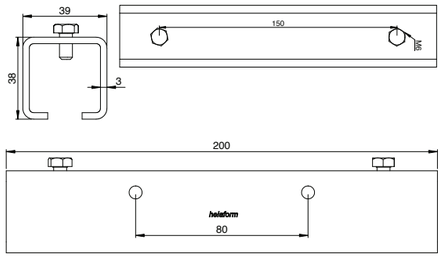 **LKU-100/200 mm** For track K-100.	30092

ACCESSORIES

	CODE
 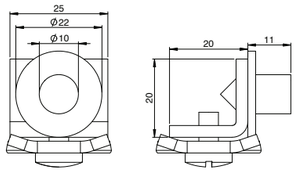 **Stop KP-75/100** Stops the hanger inside the track. For tracks K-75, K-75 P, K-75 Flow, K-75 Junior and K-100.	20110
 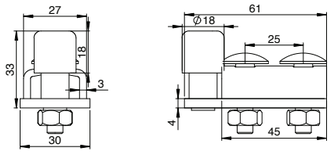 **Stop KP-100/150** Stops the hanger inside the track. For tracks K-100 and K-150.	40110
 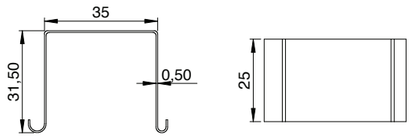 **End clip PK-75 Junior/100** Prevents lateral movement of the track. For tracks K-75 Junior and K-100.	20121

BOTTOM GUIDE OPTIONS ARE PRESENTED ON PAGE 102.

NOTE! Bottom guides must be used with door installations.

SERIES **150**

Industry and agriculture

The 150 series is perfect for medium-weight installations thanks to its maximum capacity of 200 kg. Principal uses are **sliding screens and grills**, **overhead runways**, **horse boxes, agricultural buildings, storage systems, the shipbuilding industry**, for both interior and exterior medium-weight projects.

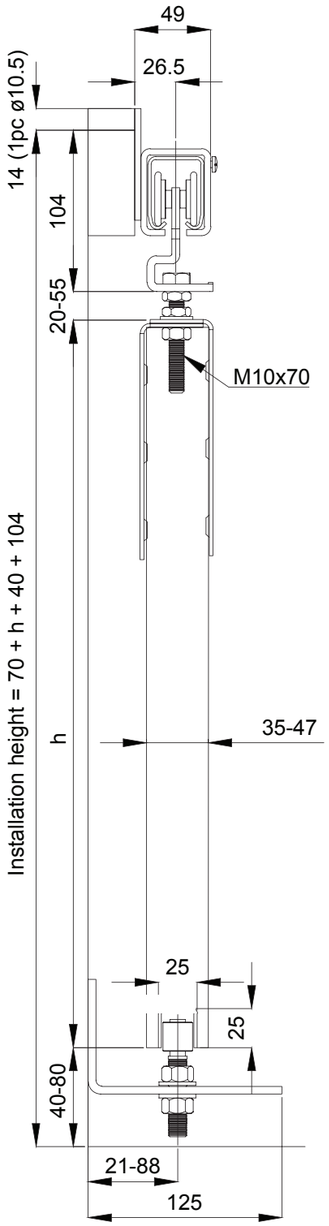

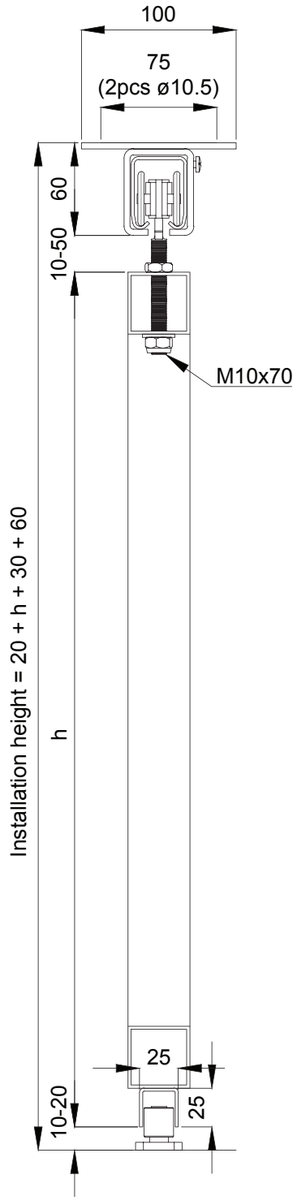

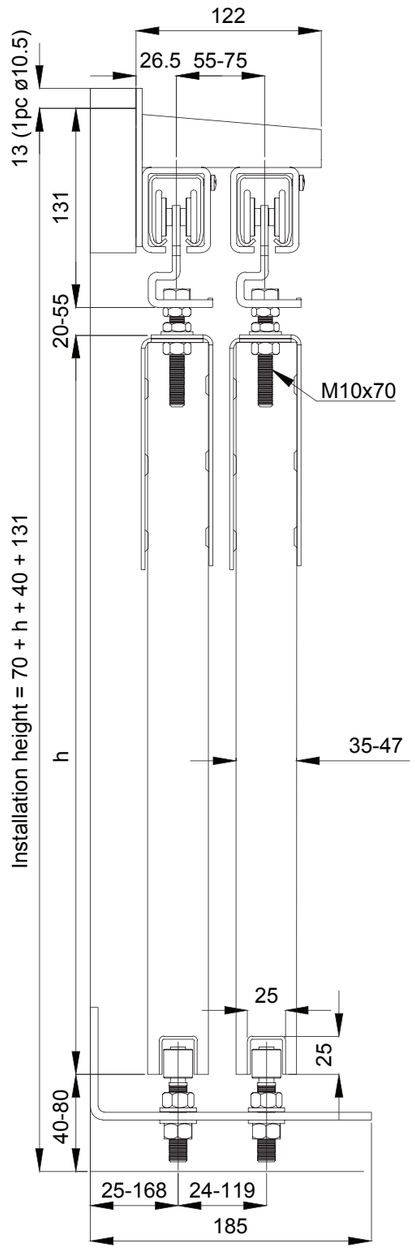

Specifications

Weight (max.capacity)	200 kg / door
Bracket interval (max.)	1000 mm

Hangers with steel wheels. Lubricated for life bearings. Aluminium- or steel body.

Hot dipped galvanized steel track (min. 20 µm).

Zinc plated (min. 8 µm) steel parts. Tested in salt water spray chamber (240 h).

FITTINGS SETS

	CODE
Assembly set 150 2 x hanger MPS-150/steel 2 x plate PLS-100/150 4 x wall bracket SKL-150 2 x stop KP-100/150 1 x bottom guide AO-22 2 x end clip PK-150 **No track included.** (buy K-150 3 m track separately)	40200

GALVANIZED STEEL TRACKS

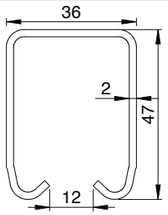

K-150 2 m	40012
K-150 3 m	40013
K-150 4 m	40014
K-150 5 m	40015
K-150 6 m	40016

HANGERS

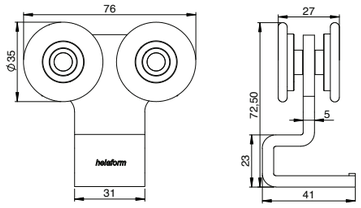

MPS-150/steel For track K-150. (Capacity 200 kg / pair)	40040
MPS-150/nylon For track K-150. (Capacity 200 kg / pair)	40048

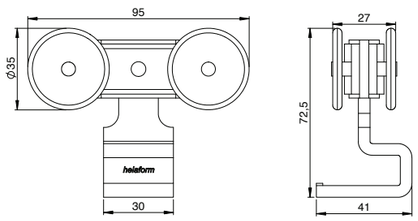

MPS-150/Al/steel For track K-150. (Capacity 200 kg / pair)	40042
MPS-150/Al/nylon For track K-150. (Capacity 200 kg / pair)	40053

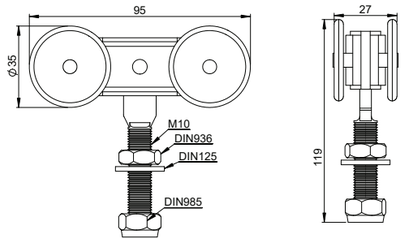

MP-150/Al/steel For track K-150. (Capacity 200 kg / pair)	40044
MP-150/Al/nylon For track K-150. (Capacity 200 kg / pair)	40054

SERIES **150**

HANGERS WITH FIXING PLATES

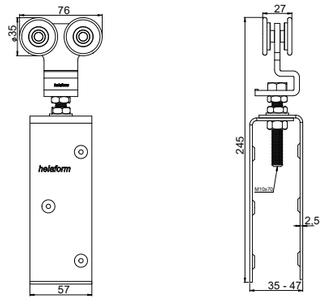

PPS-150/steel For track K-150. (Capacity 200 kg / pair) (Door thickness 35-47 mm)	40041
PPS-150/nylon For track K-150. (Capacity 200 kg / pair) (Door thickness 35-47 mm)	40046

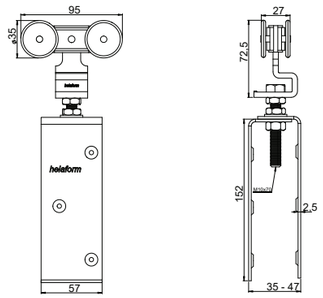

PPS-150/Al/steel For track K-150. (Capacity 200 kg / pair) (Door thickness 35-47 mm)	40043

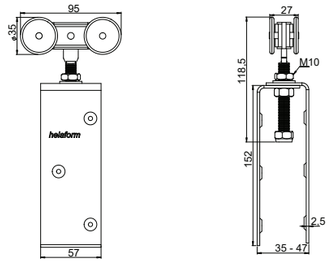

PP-150/Al/steel For track K-150. (Capacity 200 kg / pair) (Door thickness 35-47 mm)	40045

FIXING PLATES

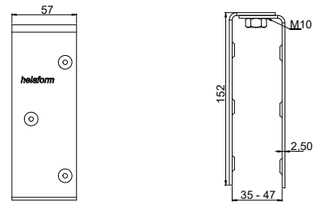

PLS-100/150 Side fixing. For timber door. For hangers MPS-100, MP-150 and MPS-150. (Door thickness 35-47 mm)	40100

FIXING PLATES

	CODE
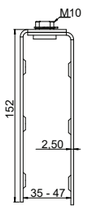 **PLS-100/150/E** Side fixing. Adjustable. For timber door. For hangers MPS-100, MP-150 and MPS-150. (Door thickness 35-47mm)	40101
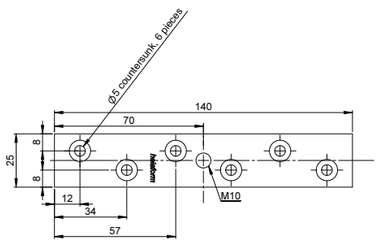 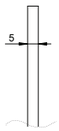 **PLP-100/150, M10** Top fixing. For timber door. For hangers MPS-100, MP-150 and MPS-150. (Door thickness min. 25 mm)	40103

WALL BRACKETS

	CODE
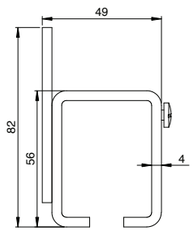 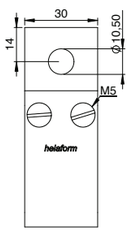 **SK-150** For track K-150. *Note! Without joint screws.* (Door thickness max. 45 mm)	40070
SKL-150 Joint bracket. For track K-150. (Door thickness max. 45 mm)	40071

WALL BRACKETS

	CODE
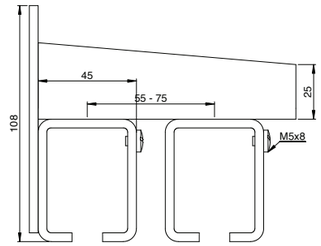  **SK/2-150** For double track. For track K-150. *Note! Without joint screws.* (Door thickness max. 45 mm)	40074
SKL/2-150 Joint bracket. For double track. For track K-150. (Door thickness max. 45 mm)	40075

SOFFIT BRACKETS

	CODE
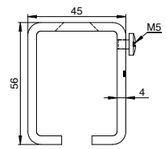 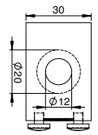 **KK-150** For track K-150. *Note! Without joint screws.*	40080
KK-150, for welding For track K-150. *Note! Without joint screws.*	40082
KKL-150 Joint bracket. For track K-150.	40081
KKL-150, for welding Joint bracket. For track K-150.	40083
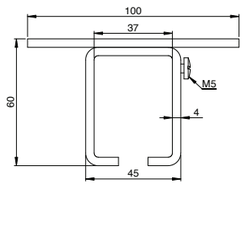 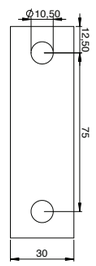 **KKK-150** For track K-150. *Note! Without joint screws.*	40084
KKKL-150 Joint bracket. For track K-150.	40085

SOFFIT BRACKETS

	CODE
KKK/2-150 For double track. For track K-150. *Note! Without joint screws.* (Door thickness max 45 mm)	40086
KKKL/2-150 Joint bracket. For double track. For track K-150. (Door thickness max 45 mm)	40087

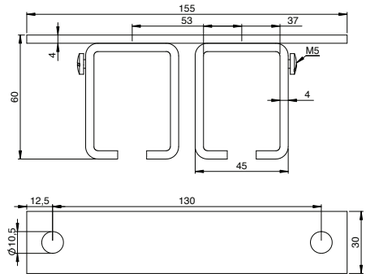

TRACK JOINT

	CODE
LKU-150/100 mm For track K-150.	40090

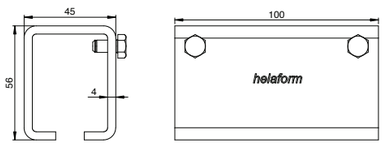

ACCESSORIES

	CODE
Stop KP-100/150 Stops the hanger inside the track. For track K-100 and K-150.	40110



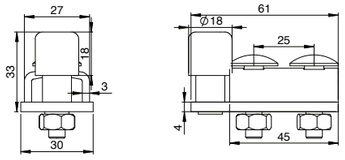

ACCESSORIES

	CODE
Stop P Wall stop. Stops the door. For tracks K-150, K-300, K-500 and K-2000.	50111
End clip PK-150 Prevents lateral movement of the track. For track K-150.	40120

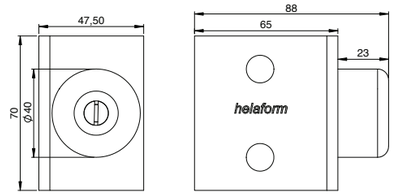

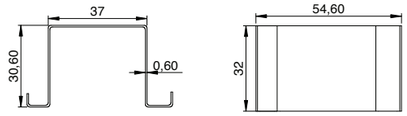

BOTTOM GUIDE OPTIONS ARE PRESENTED ON PAGE 102.

NOTE! Bottom guides must be used with door installations.

SERIES **300/500**

Industry and agriculture

Series 300/500 is a durable and versatile system for heavy-duty industrial and logistic centre sliding doors and applications. This series is typically used in **industrial buildings** and **storage complexes**, as well as in interior solutions such as **fire doors**. These products can also be used in sliding door applications such as **conveyor systems** and **art-museum storage solutions**. The track determines the maximum weight capacity per door, so by changing the track you can easily increase the loading capacity, track K-300 is up to 300 kg and track K-500 is up to 500 kg (up to 1,200 kg with MPT-600 hanger).

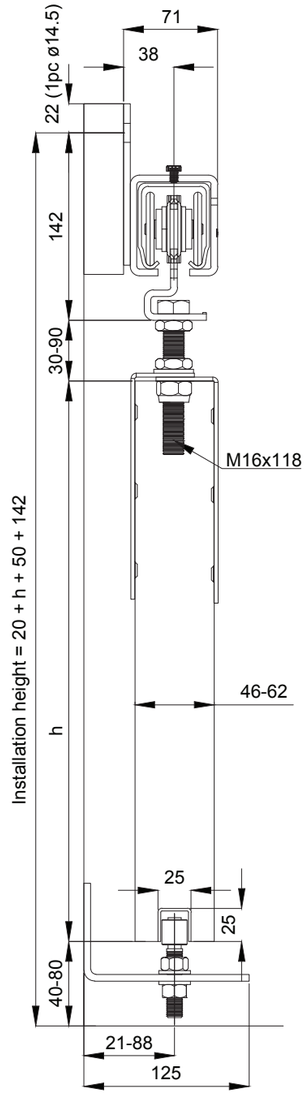

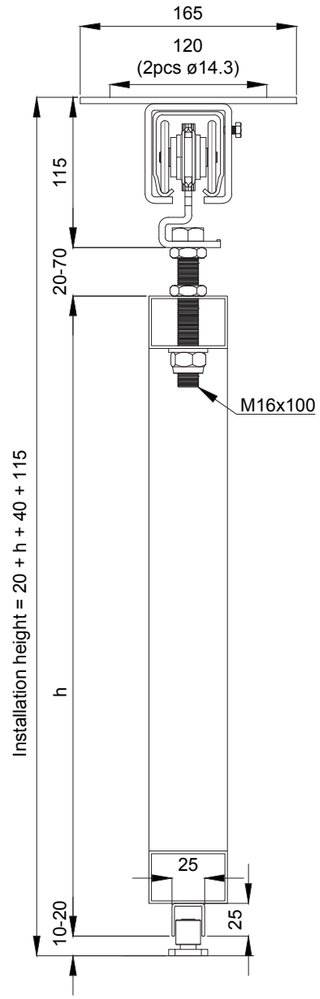

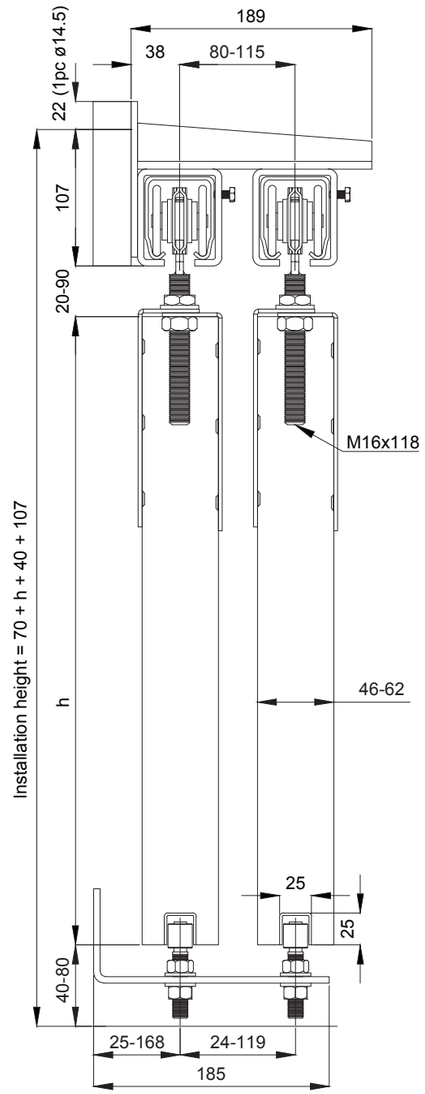

Specifications

	300-series	500-series	500-series*
Weight (max.)	300 kg /door	500 kg /door	1200 kg /door
Bracket interval (max.)	1000 mm	1000 mm	500 mm

* Use hanger MPT-600 to achieve 1200 kg max. weight capacity.

Hangers with steel wheels. Lubricated for life bearings.

Hot dipped galvanized steel track (min. 20 µm).

Zinc plated (min. 8 µm) steel parts. Tested in salt water spray chamber (240 h).

Note! The track determines the load capacity of the system per door, ie by changing the track you can easily increase the weigth capacity of the system.

GALVANIZED STEEL TRACKS

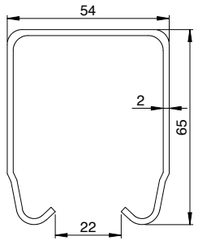

	CODE
K-300 2 m	50012
K-300 3 m	50013
K-300 4 m	50014
K-300 5 m	50015
K-300 6 m	50016

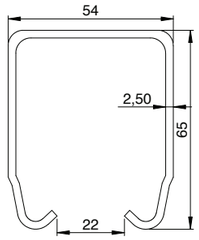

	CODE
K-500 2 m	50022
K-500 3 m	50023
K-500 4 m	50024
K-500 5 m	50025
K-500 6 m	50026

HANGERS

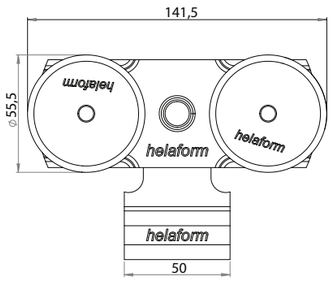

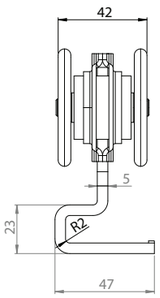

	CODE
MPS-300/500/steel For tracks K-300 and K-500. (Capacity 300 kg / pair or 500 kg / pair)	50040
MPS-300/500/nylon For tracks K-300 and K-500. (Capacity 300 kg / pair or 500 kg / pair)	50058
MPS-300/500H/steel Heat resistance 300°C. For tracks K-300 and K-500. (Capacity 300 kg / pair or 500 kg / pair)	50054

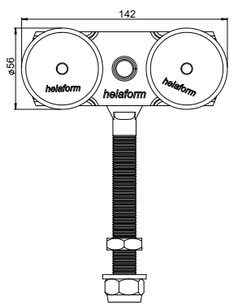

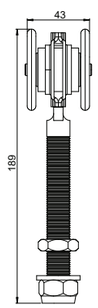

	CODE
MP-300/500/steel For tracks K-300 and K-500. (Capacity 300 kg / pair or 500 kg / pair)	50044
MP-300/500/steel/200 mm For tracks K-300 and K-500. (Capacity 300 kg / pair or 500 kg / pair)	50050
MP-300/500/nylon For tracks K-300 and K-500. (Capacity 300 kg / pair or 500 kg / pair)	50057

HANGERS

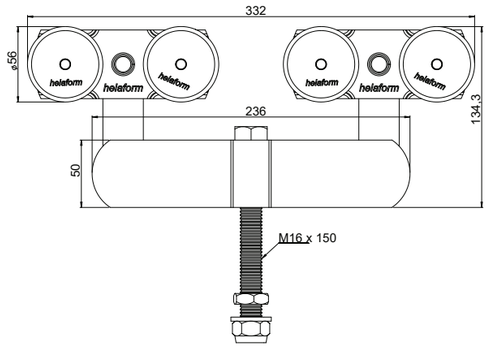

	CODE
MPT-600/steel For track K-500. (Capacity 1200 kg / pair)	50055

HANGERS WITH FIXING PLATES

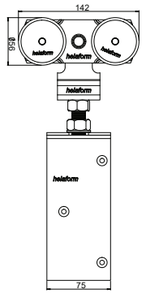

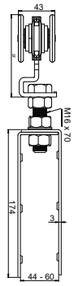

	CODE
PPS-300/500/steel For tracks K-300 and K-500. (Capacity 300 kg / pair or 500 kg / pair) (Door thickness 44-60 mm)	50041

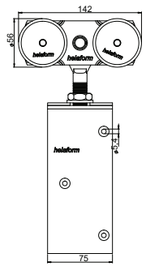

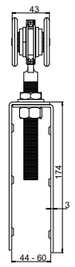

	CODE
PP-300/500/steel For tracks K-300 and K-500. (Capacity 300 kg / pair or 500 kg / pair) (Door thickness 44-60 mm)	50045

FIXING PLATES

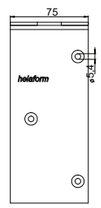

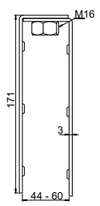

	CODE
PLS-300/500 Side fixing. For timber door. For hangers MPS-300/500 and MP-300/500. (Door thickness 44-60 mm)	50100

FIXING PLATES

	CODE
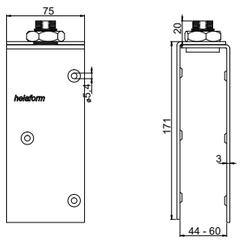 **PLS-300/500/E** Side fixing. Adjustable For timber door. For hanger MP-300/500 and MPS-300/500 (Door thickness 44-60 mm)	50101
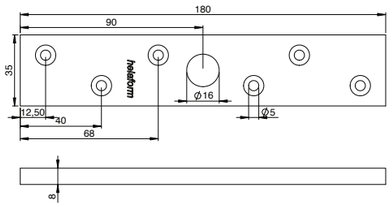 **PLP-300/500, M16** Top fixing. For timber door. For hangers MPS-300/500 and MP-300/500. (Door thickness min 35 mm)	50102

WALL BRACKETS

	CODE
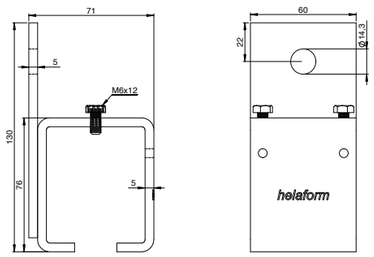 **SK-300/500** For tracks K-300 and K-500. *Note! Without joint screws.* (Door thickness max. 70 mm)	50070
SKL-300/500 Joint bracket. For tracks K-300 and K-500. (Door thickness max. 70 mm)	50071
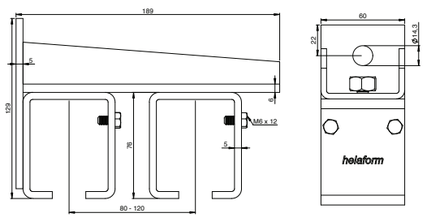 **SK/2-300/500** For double track. For tracks K-300 and K-500. *Note! Without joint screws.* (Door thickness max. 70 mm)	50074
SKL/2-300/500 Joint bracket. For double track. For tracks K-300 and K-500. (Door thickness max. 70 mm)	50075

SOFFIT BRACKETS

	CODE
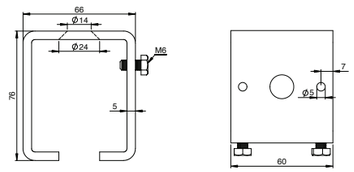 **KK-300/500** For tracks K-300 and K-500. *Note! Without joint screws.*	50080
KK-300/500, for welding For tracks K-300 and K-500. *Note! Without joint screws.*	50082
KKL-300/500 Joint bracket. For tracks K-300 and K-500.	50081
KKL-300/500, for welding Joint bracket. For tracks K-300 and K-500.	50083
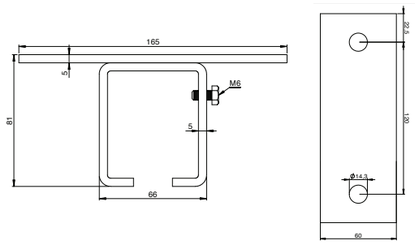 **KKK-300/500** For tracks K-300 and K-500. *Note! Without joint screws.*	50084
KKKL-300/500 Joint bracket. For tracks K-300 and K-500.	50085
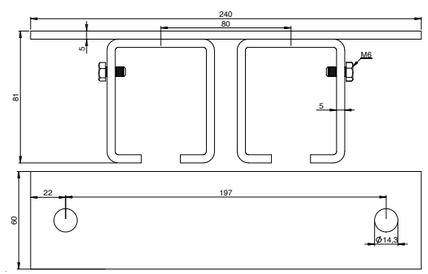 **KKK/2-300/500** For double track. For tracks K-300 and K-500. *Note! Without joint screws.* (Door thickness max. 70 mm)	50086
KKKL/2-300/500 Joint bracket. For double track. For tracks K-300 and K-500. (Door thickness max. 70 mm)	50087

SOFFIT BRACKETS

	CODE
KK-300/500/12 x 100 With timber screw. For tracks K-300 and K-500. *Note! Without joint screws.*	50088
KKL-300/500/12 x 100 Joint bracket. With timber screw. For tracks K-300 and K-500.	50089
KK-300/500/M12 x 120 With bolt. For tracks K-300 and K-500. *Note! Without joint screws.*	50090
KKL-300/500/M12 x 120, for welding Joint bracket. With bolt. For tracks K-300 and K-500.	50098
KKL-300/500/M12 x 120 Joint bracket. With bolt. For tracks K-300 and K-500.	50091
KK-300/500/M12 x 50 With bolt. For tracks K-300 and K-500. *Note! Without joint screws.*	50099
KKL-300/500/M12 x 50 Joint bracket. With bolt. For tracks K-300 and K-500.	50103

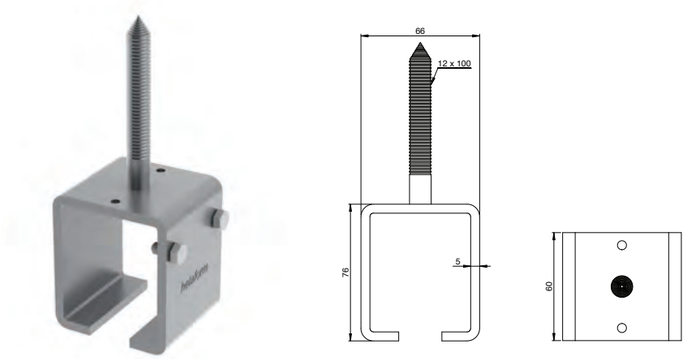

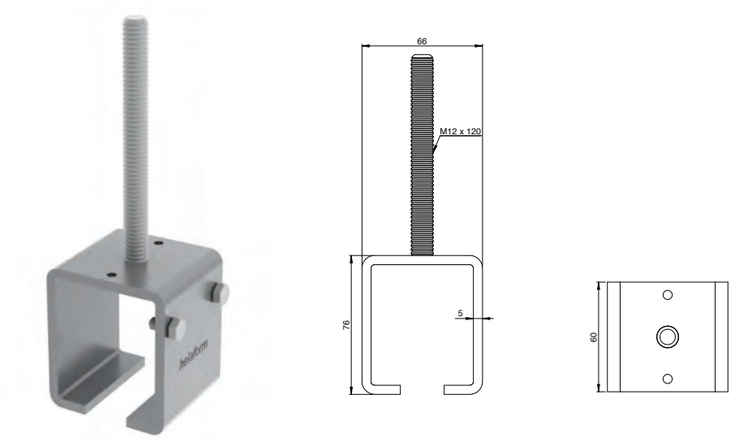

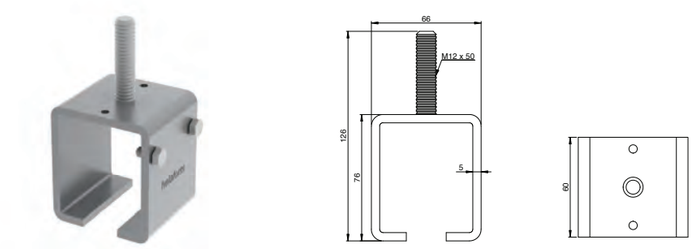

TRACK JOINTS

	CODE
LKU-300/500/200 mm For tracks K-300 and K-500.	50092
LKU-300/500/200 mm, for welding For tracks K-300 and K-500.	50104

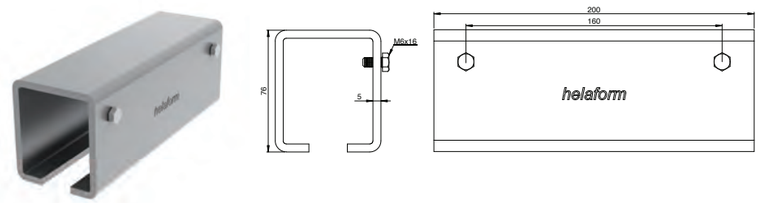

ACCESSORIES

	CODE
Stop KP-300/500 Stops the hanger inside the track. For tracks K-300 and K-500.	50110
Stop P Wall stop. Stops the door. For tracks K-150, K-300, K-500 and K-2000.	50111
End clip PK-300/500 Prevents lateral movement of the track. For tracks K-300 and K-500.	50120

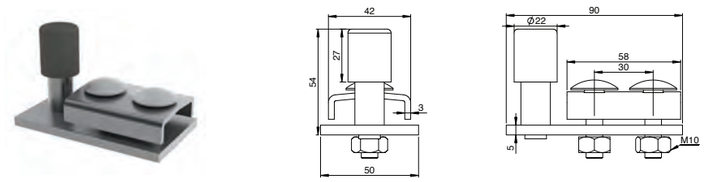

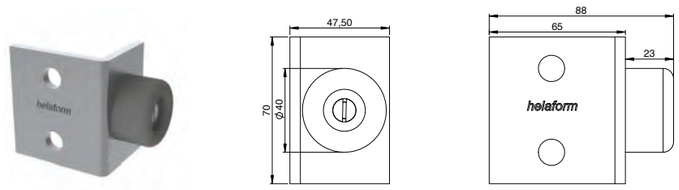

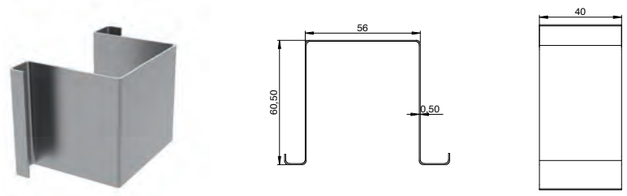

BOTTOM GUIDE OPTIONS ARE PRESENTED ON PAGE 102.

NOTE! Bottom guides must be used with door installations.

SARJA **900**

Teollisuus ja maatalous

Sarja 900 soveltuu mm. teollisuuden sekä logistiikkakeskusten liukuovijärjestelmille. Sarjan tuotteet soveltuvat loistavasti myös erilaisiin kuljetinratajärjestelmiin. Tämä yläkantava järjestelmä liikuttelee raskaita taakkoja kevyesti. Sarjan osat ovat suunniteltu niin, että järjestelmä on vaivaton asentaa sekä pitkäikäinen ja turvallinen käyttää. Sarjan tyypillisimmät käyttökohteet ovat **teollisuushallit, logistiikkakeskukset**, **varastohallit, varikkohallit** ja -**suojat**, sekä **raskaat kuljetinradat**.

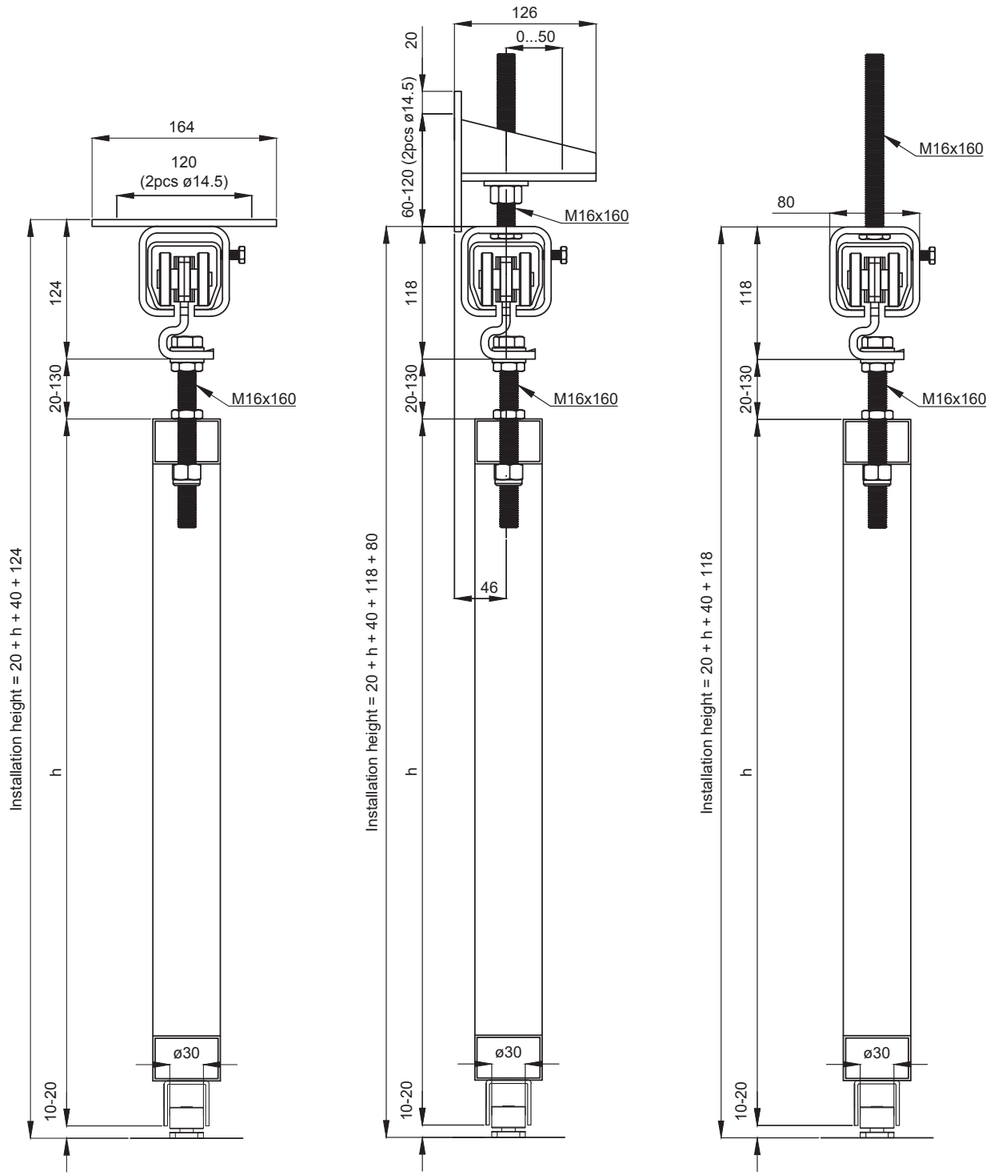

Tekniset tiedot

Kantavuus (maksimi)	900 kg / ovi
Kannatinväli (maksimi)	1000 mm

Teräspyörästö, jossa kestovoidellut ja suojatut kuulalaakerit.

Kuumasinkitty teräskisko (min. 70 µm).

Sähkösinkityt teräsosat (min. 8 µm). Testattu suolasumukammiossa (240 h).

KUUMASINKITTY TERÄSKISKO

	KOODI
K-900 3 m	50903
K-900 6 m	50906
Kaari K-100, 90° Säde 600 mm. *Huom! Kaaren säde voi vaihdella ± 20 mm tuotannollisten vaihtelujen takia.	50933

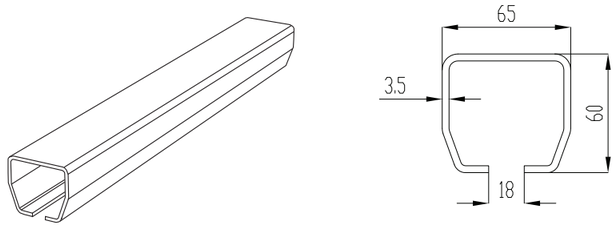

PYÖRÄSTÖT

	KOODI
MPS-900/teräs Kiskolle K-900. (Kantavuus 900 kg / pari)	50940

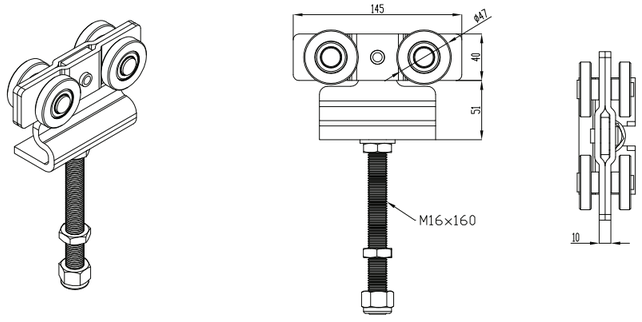

SEINÄKANNATIN

	KOODI
SKS-900 Liitosruuveilla. Kiskolle K-900. (Säätövara seinästä 50 mm)	50975

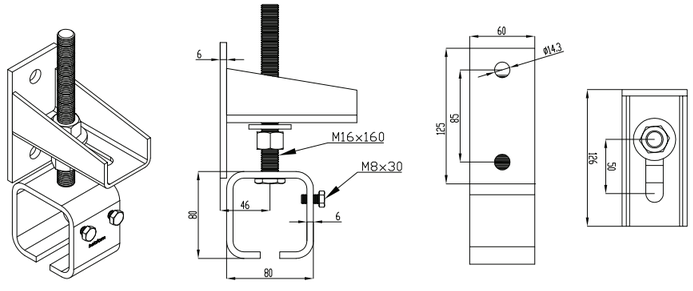

KATTOKANNATTIMET

	KOODI
KKKL-900 Liitosruuveilla. Kiskolle K-900.	50985
KKL-900/M16 x 160 Liitosruuveilla. Pultilla. Kiskolle K-900.	50989

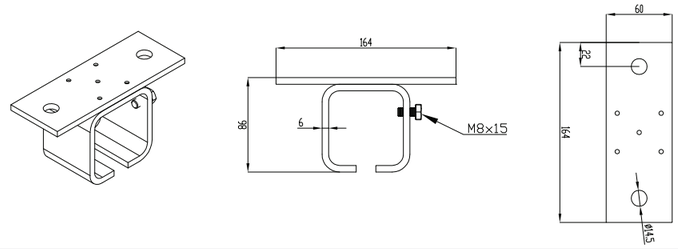

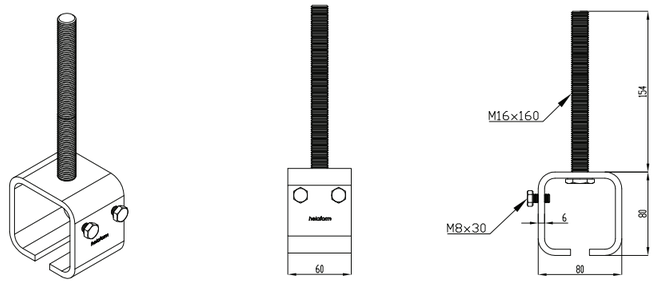

LIITOSKAPPALE

	KOODI
LKU-900 Kiskolle K-900.	50992

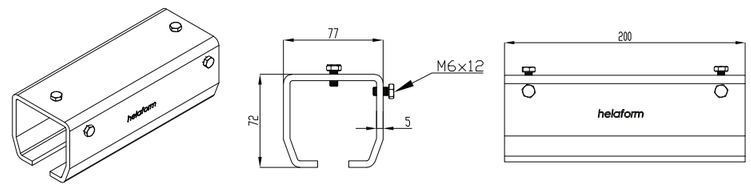

TARVIKKEET

	KOODI
Pysäytin KP-900 Pysäyttää pyörästön kiskon sisällä. Kiskolle K-900.	50910
Pysäytin P Seinäpysäytin. Pysäyttää oven. Kiskoille K-150, K-300, K-500, K-900 ja K-2000.	50111

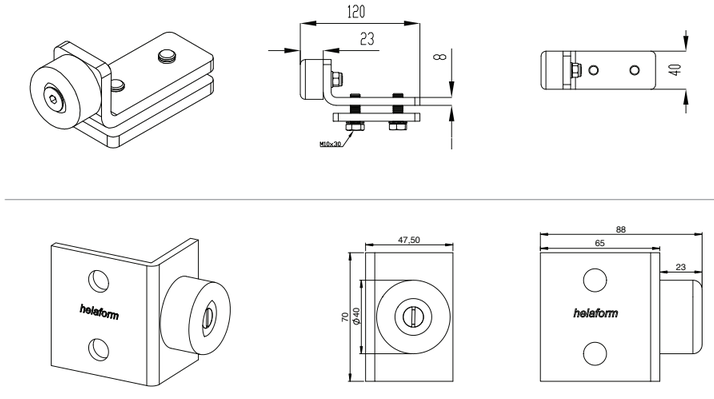

ALAOHJAINVAIHTOEHDOT LÖYTYVÄT SIVULTA 102.

Huom! Alaohjain on välttämätön oven toimivuuden kannalta.

SERIES **2000**

Industry and agriculture

Series 2000 is a multifunctional solution designed for loads up to 2,000 kg. This top-hung system is unique in its weight class, enabling extremely large doors and heavy objects to be moved easily. This extremely durable series is typically used in **large industrial halls**, **warehouse facilities**, **logistic centres** for **truck loading bays** and **the marine industry.**

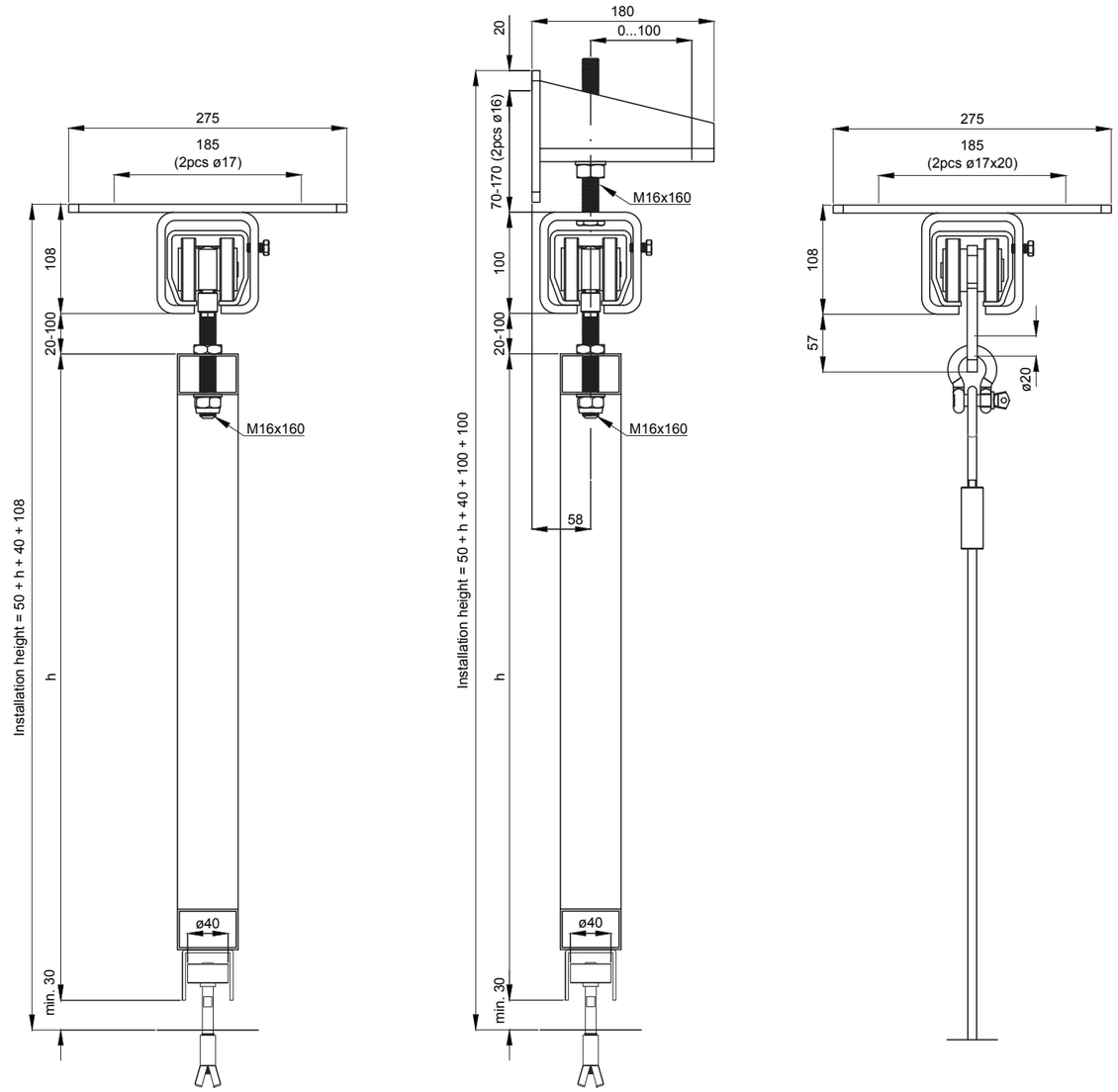

Specifications

Weight (max.)	2000 kg /door
Bracket interval (max.)	1000 mm

Hangers with steel wheels. Lubricated for life bearings.

Hot dipped galvanized steel track (min. 70 µm).

Zinc plated (min. 8 µm) steel parts. Tested in salt water spray chamber (240 h).

GALVANIZED STEEL TRACK

	CODE
K-2000 3 m	60013
K-2000 6 m	60016-0

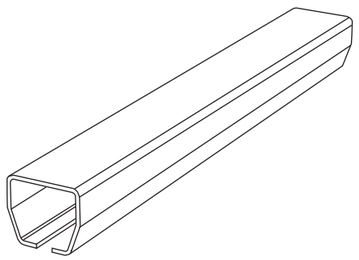

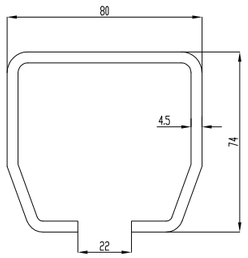

HANGERS

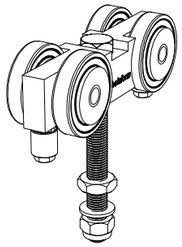

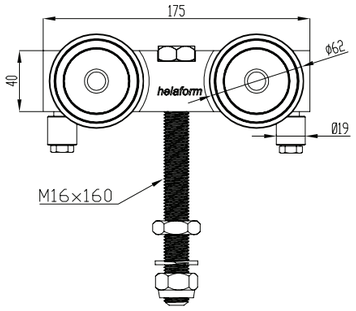

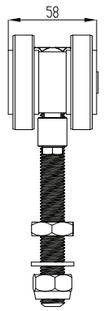

	CODE
MP-2000/steel For track K-2000. (Capacity 2000 kg / pair)	60040-0

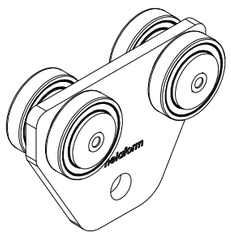

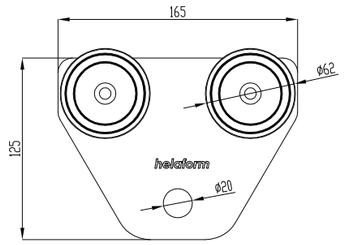

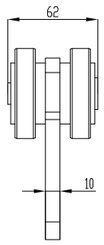

	CODE
KV-2000/steel For applications. For track K-2000. (Capacity 1000 kg / pcs)	60042-0

WALL BRACKET

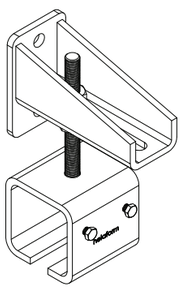

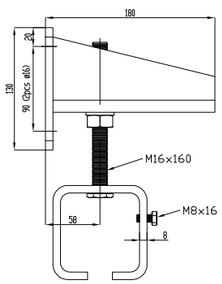

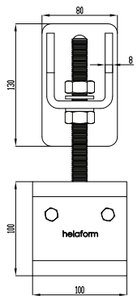

	CODE
SKS-2000 Joint bracket. For track K-2000. (Door thickness max. 180 mm) (Adjustability 100 mm)	60075

SOFFIT BRACKETS

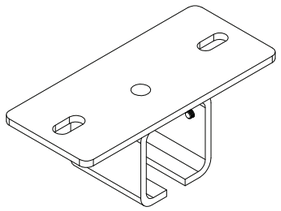

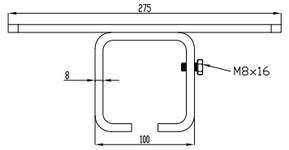

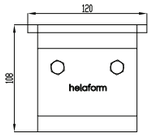

	CODE
KKKL-2000 Joint bracket. For track K-2000.	60080-0

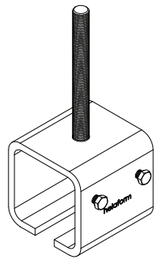

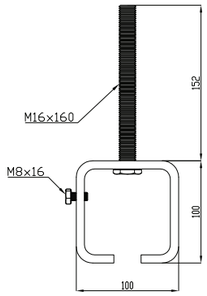

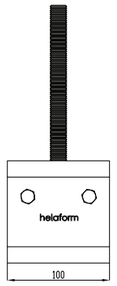

	CODE
KKL-2000/M16 x 160 Joint bracket. With bolt. For track K-2000.	60090-0

ACCESSORIES

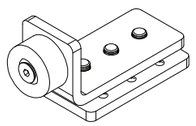

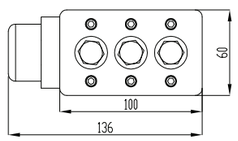

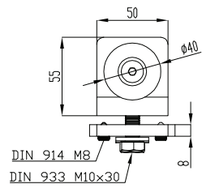

	CODE
Stop KP-2000 Stops the hanger inside the track. For track K-2000.	60110-0

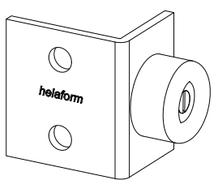

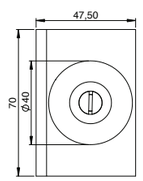

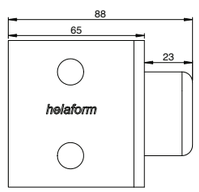

	CODE
Stop P Wall stop. Stops the door. For tracks K-150, K-300, K-500, K-900 and K-2000.	50111

BOTTOM GUIDE OPTIONS ARE PRESENTED ON PAGE 102.

NOTE! Bottom guides must be used with door installations.

BOTTOM GUIDE **INFO**

Helaform's wide range of bottom guides provide solutions for different sliding door systems. A suitable bottom guide system should always be specified at the door-design stage. A bottom guide is essential for the correct functionality of the door and it ensures the faultless and safe operation of the door as well as prevents the door from swinging. In heavy doors (over 6 meter width) always ask our sales staff for advice.

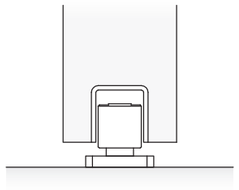

The channel is fixed into the door groove.

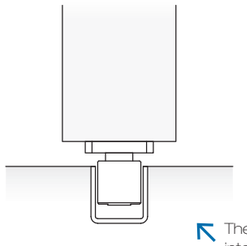

The channel is sunk into the ground.

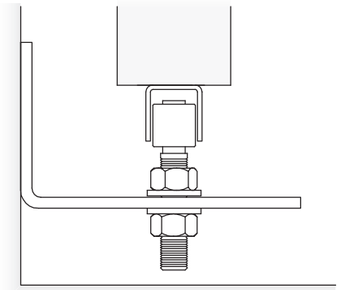

The channel is attached to the bottom of the door.

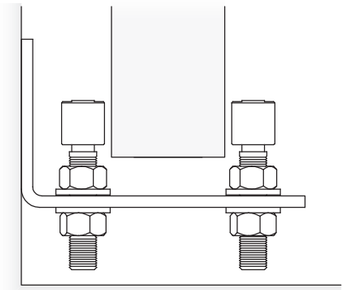

The doors slides between guide rollers.

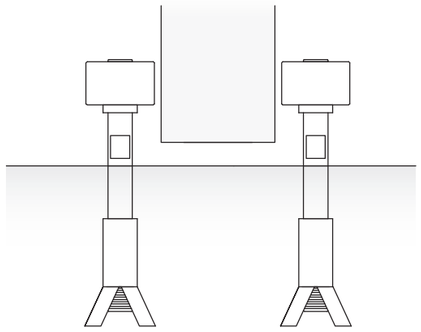

The bottom guide is sunk into concrete.

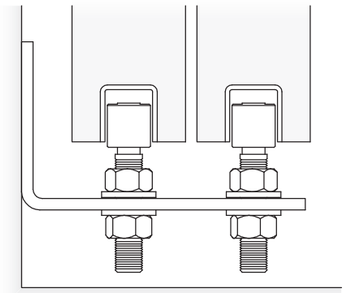

Two doors slide on top of double roller guides.

BOTTOM **GUIDES** FOR SERIES 100-2000

BOTTOM GUIDES		CODE
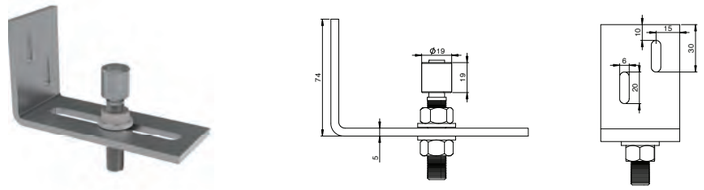	**A0-12** ø 19 mm. Steel. Wall fixing.	50312
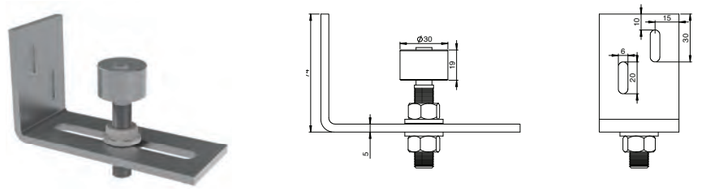	**A0-13** ø 30 mm. Steel. Wall fixing.	50313
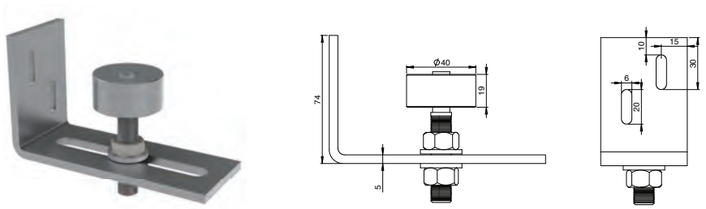	**A0-14** ø 40 mm. Steel. Wall fixing.	50314
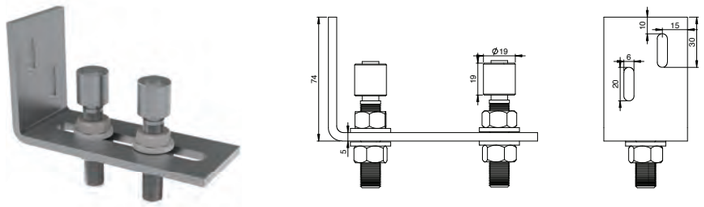	**A0-22** ø 19 mm. Steel. Wall fixing.	50322
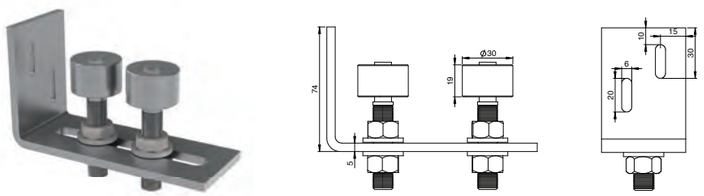	**A0-23** ø 30 mm. Steel. Wall fixing.	50323
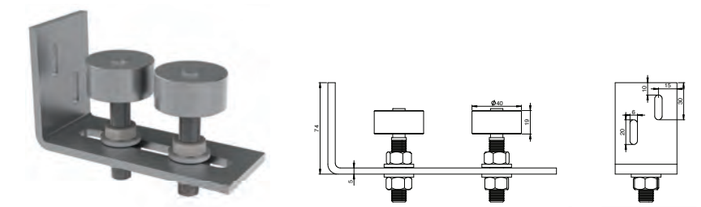	**A0-24** ø 40 mm. Steel. Wall fixing.	50324

BOTTOM GUIDES

	CODE
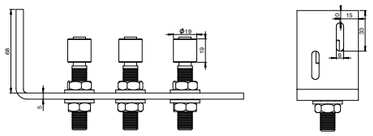 **A0-32** ø 19 mm. Steel. Wall fixing.	50332
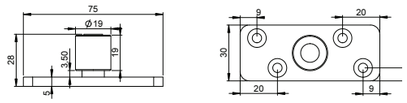 **A0L-12** ø 19 mm. Steel. Floor fixing.	50335
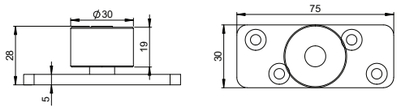 **A0L-13** ø 30 mm. Steel. Floor fixing.	50334

BOTTOM GUIDE ROLLERS AND PLATES

	CODE
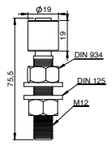 **Bottom guide roller AORU-12** ø 19 mm Steel. Compatible with bottom guide plates.	50350
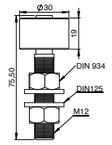 **Bottom guide roller AORU-13** ø 30 mm Steel. Compatible with bottom guide plates.	50351
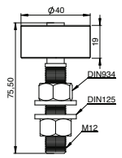 **Bottom guide roller AORU-14** ø 40 mm Steel. Compatible with bottom guide plates.	50352
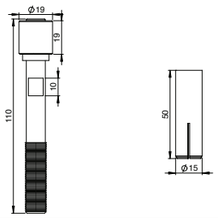 **Ground stay roller UA-12** ø 19 mm. Steel. Floor fixing. Rawplug type fixing for concrete	50321
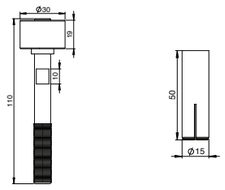 **Ground stay roller UA-13** ø 30 mm. Steel. Floor fixing. Rawplug type fixing for concrete	50326

BOTTOM **GUIDES** FOR SERIES 100-2000

BOTTOM GUIDE ROLLERS AND PLATES

	CODE
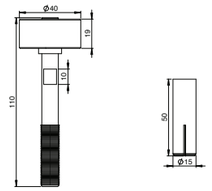 **Ground stay roller UA-14** ø 40 mm. Steel. Floor fixing. Rawplug type fixing for concrete	50320
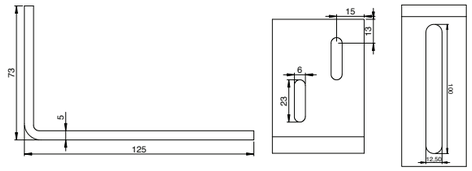 **Bottom guide plate AORA-12/L** Short. Steel. Wall fixing. Compatible with bottom guide rollers.	50340
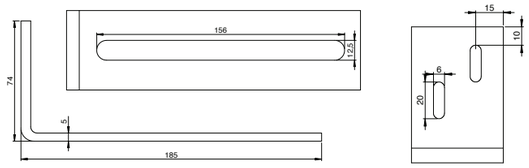 **Bottom guide plate AORA-22/P** Long. Steel. Wall fixing. Compatible with bottom guide rollers.	50341

BOTTOM GUIDE CHANNEL

	CODE
 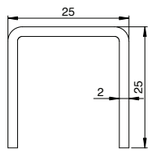 **AOK 3 m** Steel. Bottom guide channel For ø 19 mm bottom guides. Usually attach to the bottom of the door.	50318

HANDLES

	CODE
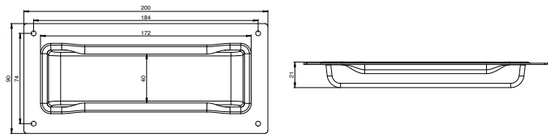 **Flush handle UV-501** Zinc plated steel.	50201
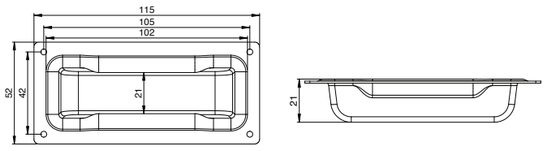 **Flush handle UV-511** Zinc plated steel.	50202
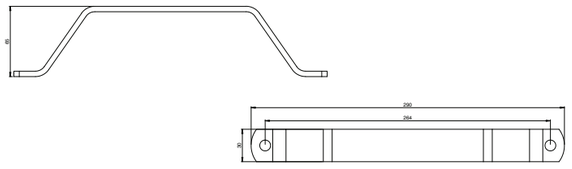 **Handle LV-150/300/500** Zinc plated steel.	50200

FOLDING DOOR SYSTEMS

FOLDING DOOR INFO

Determining a folding door system and parts

The installation space & environment

The installation environment determines which materials should be used (e.g. Al, Fe or AISI) and how to install the system

Folding method & direction

The opening method and space requirements determines if an endfold or centrefold system should be specified. Folding door systems are folded typically one sided or as bi-parting. Floating units and entrance doors can be also specified.

Door size, construction & weight

The opening's width affects the number of door leaves while the thickness, width, height and weight per leaf determines the product Series to be used.

1. Choose the SERIES according to your needs:

Environment / Application examples	Max. door leaf weight (2 wheel hanger)	Max. door leaf weight (4 wheel hanger)	Max. recommended leaf dimensions	SERIES
Interior use Apartments and commercial spaces.	-	25 kg	h: 2000 mm w: 600 mm	75 (902/904)
Interior / Exterior use Commercial and industrial environments.	30 kg	50 kg	h: 2750 mm w 900 mm	100
	50 kg	75 kg	h: 3000 mm w 1000 mm	150
	75 kg	100 kg	h: 3500 mm w 1000 mm	300
	100 kg	150 kg	h: 4500 mm w 1000 mm	500

2. Choose an ENDFOLD or a CENTREFOLD system:

Endfold installation example. Uses pivot set (to allow the same width to all leaves) or hinges.
(● = Sliding hanger)

Centrefold installation example. Uses only hinges.
(● = Sliding hanger)

3. Choose the COMPONENTS as follows:

❶ Track:

Track length is normally the width of the door opening.

❷ Hangers and plates:

There are two different types of hangers: Endfold and centrefold hangers. Use one hanger per every second door leaf. Use 2-wheel hangers whenever possible (pay attention to the kg). With an uneven number of leafs the hanger closest to the swing leaf should be a 4-wheel hanger. The type of plate depends on whether the system is endfold or centrefold.

❸ Pivot sets:

Pivot sets can be used only with an endfold system. If pivot sets are used, then all the door leaves can be the same width.

❹ Brackets:

You can choose between wall or soffit brackets. Number of brackets = Length of track (m) + 1 pcs, an extra bracket should be installed approximately 0.3 m from the end bracket where the door leaves stack. Brackets are installed at a maximum of 1 metre intervals. With series 75 the track can also be fixed directly to the ceiling.

❺ Bottom guide:

A bottom guide ensures faultless and safe operation of the door and also prevents the door from swinging. A bottom guide should be installed on every second leaf. The bottom guide plate depends on if the system is an endfold or a centrefold system.

SERIES **75**

Folding door systems

Folding doors save space and bring a decorative and practical solution to both public buildings and the home. Folding doors are highly suitable for commercial premises, such as **partition dividers in homes, restaurants** and **hotels**, or for separating the dining room from the lounge.

Specifications

Weight (max.)	25 kg /door leaf
Door leaf thickness	20-40 mm
Door leaf size (max.)	H 2000 x W 600 mm
Number of door leaves (max.)	2 pcs / side

Datasheet

902 AND **904**

Folding door series 75 has two convienent DIY Fittings sets:
902 (for one, two-leaf folding door) and **904** (for two, two-leaf folding doors).
These fittings sets are ideal to use with K-75 Junior tracks. They are easy to install and maintenance free.

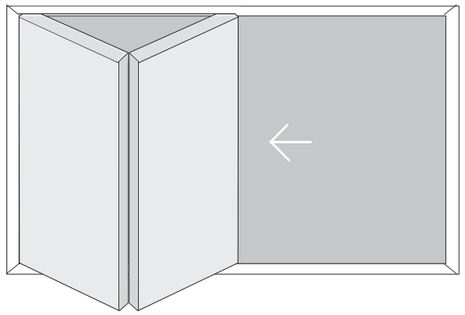

Endfold installation example. (● = Sliding hanger)

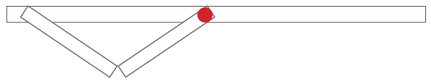

Fittings set 902

- **1** x Hanger TP-75/nylon (with plate)
- **3** x Hinge TS-75
- **1** x Top pivot set YH-75
- **1** x Bottom pivot set AH-75

Track should be bought separately.

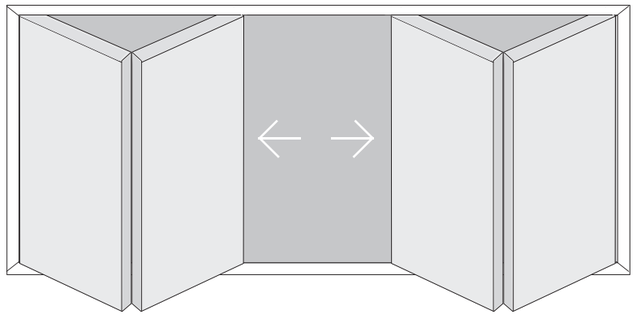

Fittings set 904

- **2** x Hanger TP-75/nylon (with plate)
- **6** x Hinge TS-75
- **2** x Top pivot set YH-75
- **2** x Bottom pivot set AH-75

Endfold installation example. (● = Sliding hanger)

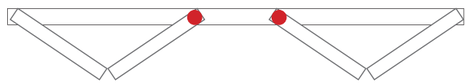

Track should be bought separately.

NOTE! If the door leaves slide to the same side, a bottom guide and channel should be used.

SERIES **100-500**

Folding door systems

Folding doors for industrial buildings and warehousing applications are a space-saving and economical solution. Thanks to their convenience and security, they are really popular solutions for **warehouses**, **garages, workshops** and **shipyards**.

Specifications

Weight (max.)	30-150 kg /door leaf
Door leaf thickness	25-66 mm
Door leaf size with endfold hanger (max.)	H 2750 - 4500 mm x W 900 - 1000 mm
Number of door leaves (max.)	8 pcs / side

In series 100-500 there are two different types of folding doors: **Endfold** and **centrefold**. The series determines the maximum weight capacity per door, so by changing the track and the hangers you can easily increase the loading capacity from 30 kg up to 150 kg. These systems are available for both interior and exterior applications.

ENDFOLD SERIES (Door leaf weight 30-150 kg)

The endfold system uses a pivot set or hinges. In this system, the maximum width is limited because the weight is distributed only to the other end. The panels can fold to either one or both sides of the opening and can also be stacked behind a reveal if required. The endfold system folds only on the other side of the opening and that is why it is the most common and the most popular system.

With steel doors, the last hanger should be welded 25 mm or 30 mm (TPE-150 or TPE-300/500 hangers) from the end of the leaf.

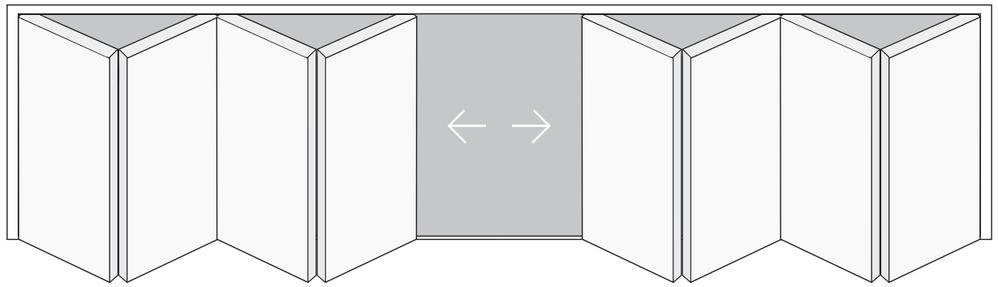

Endfold installation example. (● = Sliding hanger)

CENTREFOLD SERIES (Door leaf weight 30-150 kg)

The first panel is half-leaf, hinged to the post and the remaining leaves are full-size. The leaves are hung centrally under the lintel, and they fold to both sides of the opening.

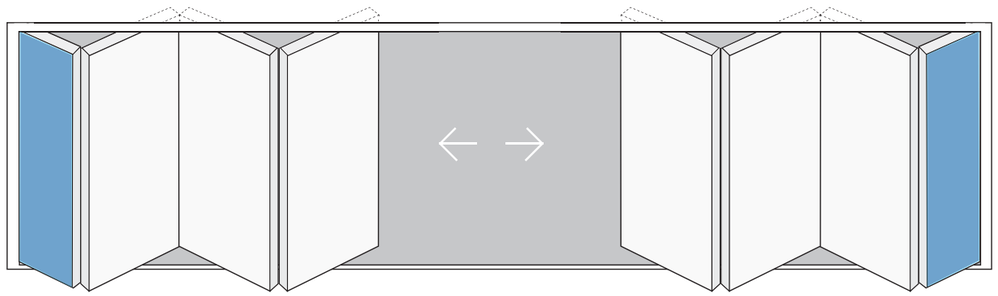

Centrefold installation example. (● = Sliding hanger)

SERIES 75 ENDFOLD

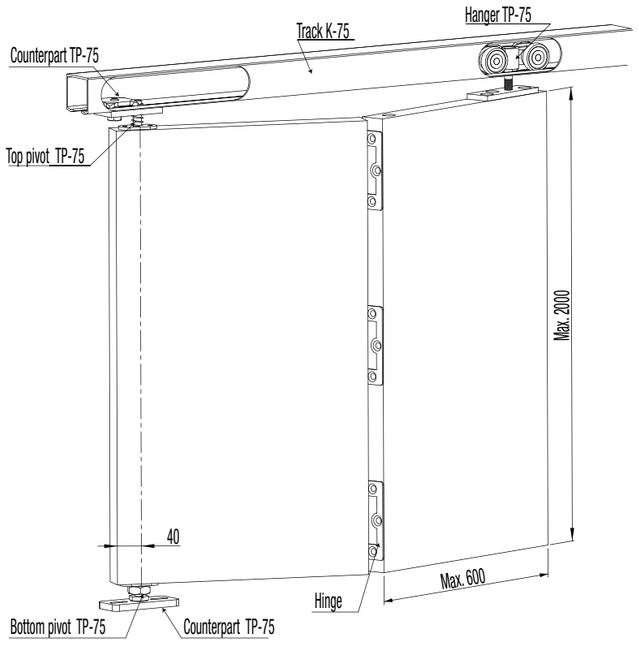

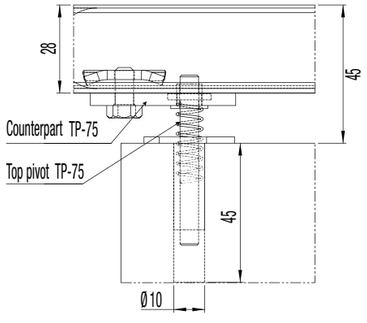

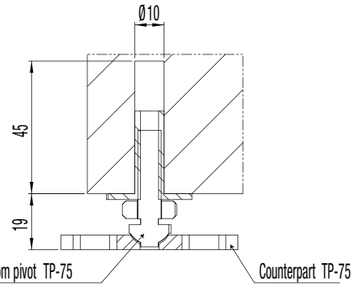

SERIES 100/150 CENTREFOLD

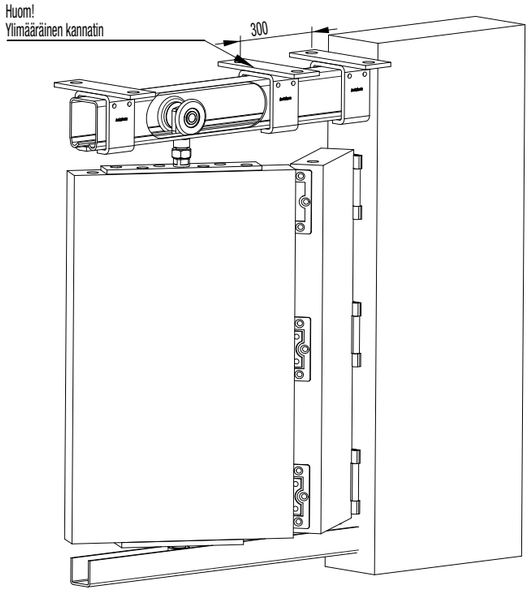

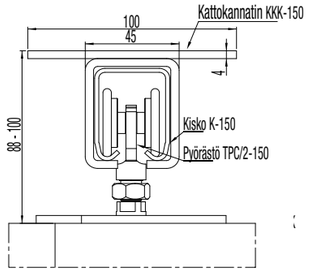

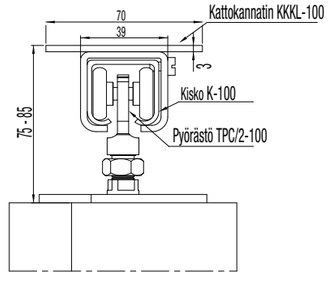

Alahohjaus

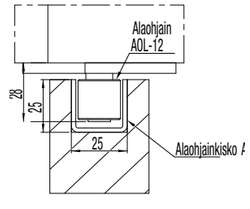

SERIES 100/150 ENDFOLD

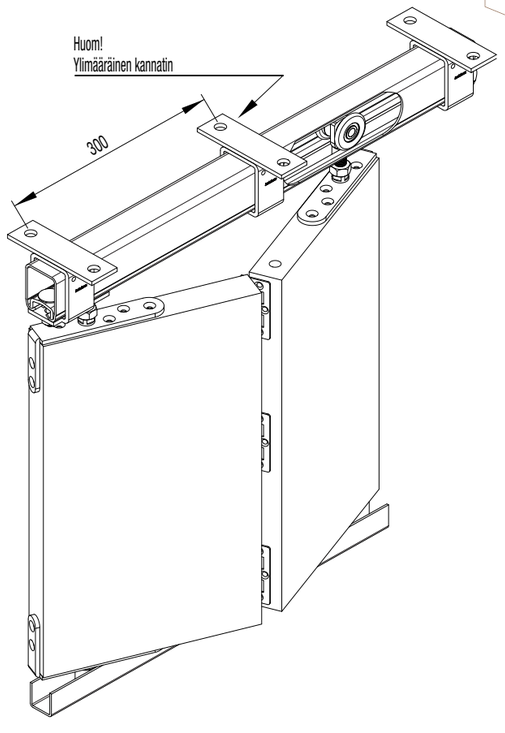

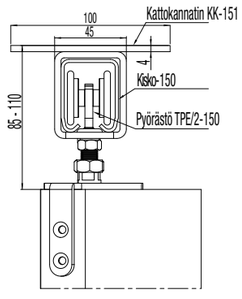

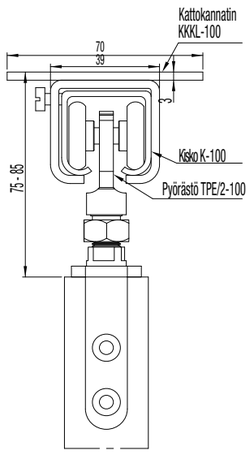

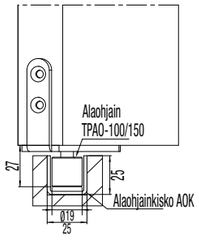

SERIES 300/500 CENTREFOLD

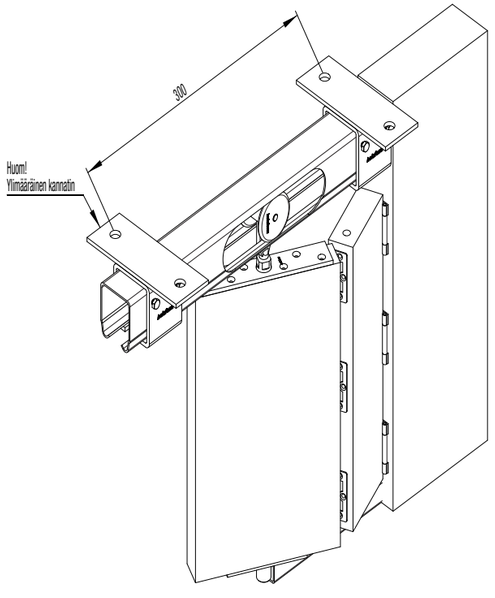

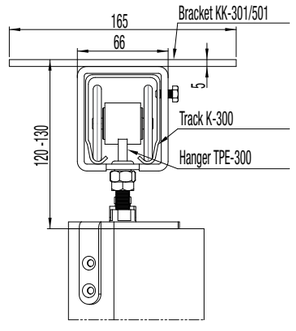

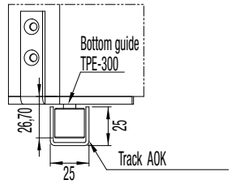

COMPLETE SETS

	CODE
DIY Fittings set 902 1 x hanger TP-75/nylon (with plate) · 3 x folding door hinge TS-75 · 1 x top pivot YH-75, with counterpart · 1 x bottom pivot AH-75 with counterpart	20503
DIY Fittings set 904 2 x hanger TP-75/nylon (with plate) · 6 x folding door hinge TS-75 · 2 x top pivot YH-75 with counterpart · 2 x bottom pivot AH-75 with counterpart	20504

SERIES 75

GALVANIZED STEEL TRACKS

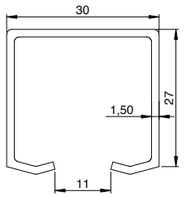

K-75 2 m	20001
K-75 2.4 m	20010
K-75 3 m	20003
K-75 4 m	20004
K-75 6 m	20006

ALUMINIUM TRACKS

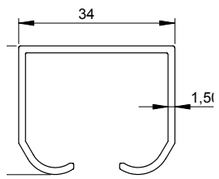

K-75 Junior 2 m (Al)	20017
K-75 Junior 2.4 m (Al)	20019
K-75 Junior 3 m (Al)	20020

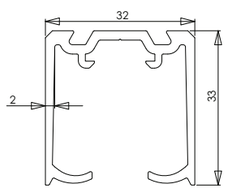

K-75 Flow 2,1 m (Al)	20201
K-75 Flow 2.4 m (Al)	20205
K-75 Flow 3 m (Al)	20203
K-75 Flow 4 m (Al)	20204
K-75 Flow 6 m (Al)	20206

ENDFOLD HANGER

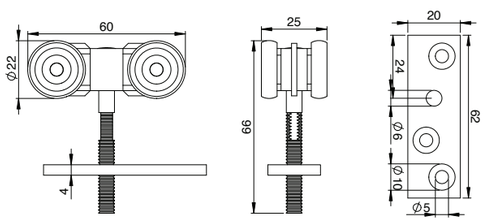

TP-75/nylon With fixing plate. For track K-75, K-75 Junior and K-75 Flow. (Capacity 25 kg / door leaf)	20059

SERIES 100

GALVANIZED STEEL TRACKS

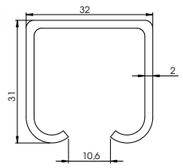

K-100 2 m	30017
K-100 3 m	30013
K-100 4 m	30014
K-100 6 m	30016

ENDFOLD HANGERS

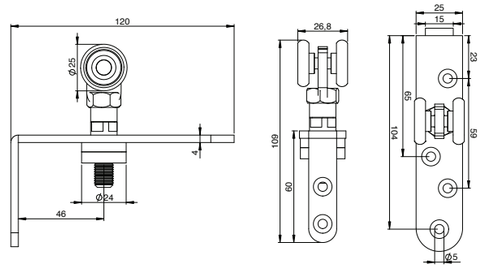

TPE/2-100/steel For track K-100. (Capacity 30 kg / door leaf) Use with bottom guide TPAO-100/150.	30045
TPE/2-100/nylon For track K-100. (Capacity 30 kg / door leaf) Use with bottom guide TPAO-100/150.	30046

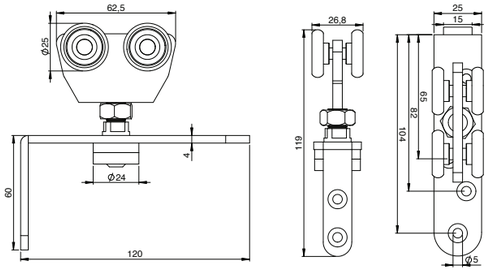

TPE/4-100/steel For track K-100. (Capacity 50 kg / door leaf) Use with bottom guide TPAO-100/150.	30049
TPE/4-100/nylon For track K-100. (Capacity 50 kg / door leaf) Use with bottom guide TPAO-100/150.	30050

CENTREFOLD HANGERS

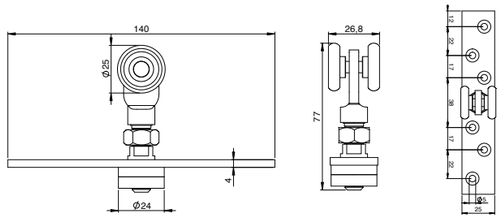

TPC/2-100/steel For track K-100. (Capacity 30 kg / door leaf) Use with bottom guide AOL-12.	30047
TPC/2-100/nylon For track K-100. (Capacity 30 kg / door leaf) Use with bottom guide AOL-12.	30048

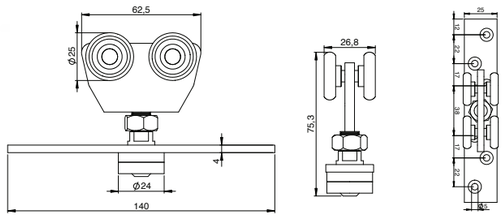

TPC/4-100/steel For track K-100. (Capacity 50 kg / door leaf) Use with bottom guide AOL-12.	30051
TPC/4-100/nylon For track K-100. (Capacity 50 kg / door leaf) Use with bottom guide AOL-12.	30052

SOFFIT BRACKET (Note! Wall brackets also available. Check page 75).

	CODE
KKKL-100 Joint bracket. For track K-100.	30080

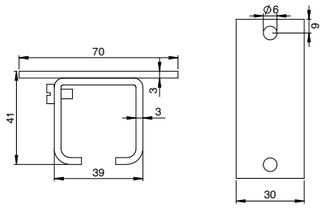

SERIES 150

GALVANIZED STEEL TRACKS

K-150 2 m	40012
K-150 3 m	40013
K-150 4 m	40014
K-150 5 m	40015
K-150 6 m	40016

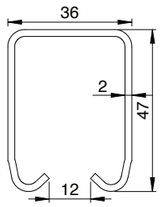

ENDFOLD HANGERS

	CODE
TPE/2-150/steel For track K-150. (Capacity 50 kg / door leaf) Use with bottom guide TPAO-100/150.	40036
TPE/2-150/nylon For track K-150. (Capacity 50 kg / door leaf) Use with bottom guide TPAO-100/150.	40039
TPE/4-150/steel For track K-150. (Capacity 75 kg / door leaf) Use with bottom guide TPAO-100/150.	40038
TPE/4-150/nylon For track K-150. (Capacity 75 kg / door leaf) Use with bottom guide TPAO-100/150.	40032
MTP/2-150/steel For metal folding doors. With welding hinges. For track K-150. (Capacity 50 kg / door leaf) Use with bottom guide MTAO-150/300/500.	40037

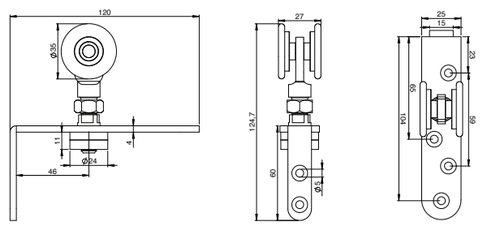

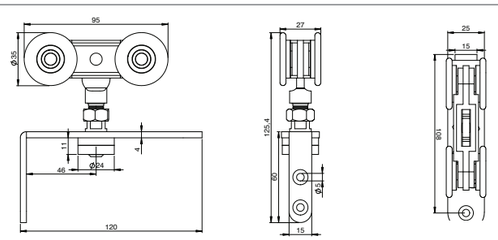

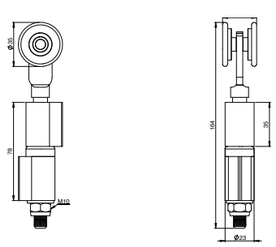

ENDFOLD HANGERS

	CODE
PTPE/2-150/steel With butterfly hinges. For track K-150. (Capacity 50 kg / door leaf) Use with bottom guide PTAO-150/300/500.	40030
PTPE/2-150/steel, end leaf With butterfly hinge. For track K-150. (Capacity 50 kg / door leaf) Use with bottom guide PTAO-150/300/500, end leaf.	40065

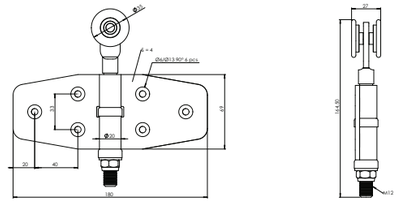

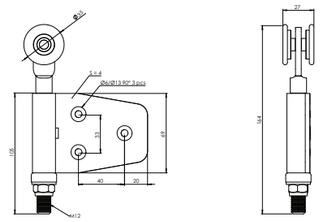

CENTREFOLD HANGERS

	CODE
TPC/2-150/steel For track K-150. (Capacity 50 kg / door leaf) Use with bottom guide AOL-12.	40035
TPC/2-150/nylon For track K-150. (Capacity 50 kg / door leaf) Use with bottom guide AOL-12.	40034
TPC/4-150/steel For track K-150. (Capacity 75 kg / door leaf) Use with bottom guide AOL-12.	40069
TPC/4-150/nylon For track K-150. (Capacity 75 kg / door leaf) Use with bottom guide AOL-12.	40031

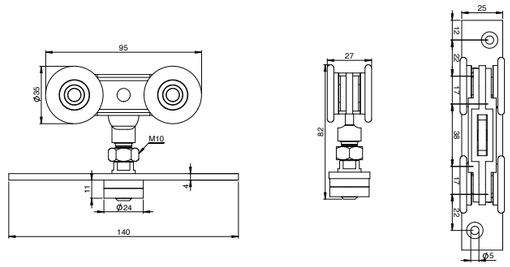

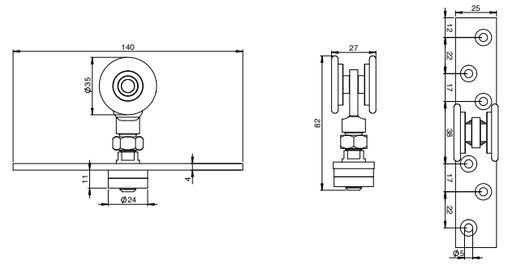

SOFFIT BRACKETS (Note! Wall brackets also available. Check page 82).

KKK-150 For track K-150. *Note! Without joint screws.*	40084
KKKL-150 Joint bracket. For track K-150.	40085

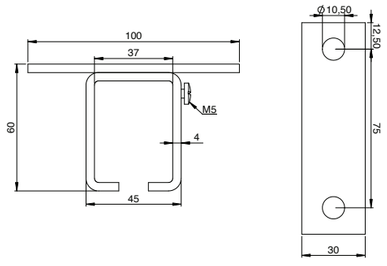

SERIES 300/500

GALVANIZED STEEL TRACKS

	CODE
K-300 2 m	50012
K-300 3 m	50013
K-300 4 m	50014
K-300 5 m	50015
K-300 6 m	50016
K-500 2 m	50022
K-500 3 m	50023
K-500 4 m	50024
K-500 5 m	50025
K-500 6 m	50026

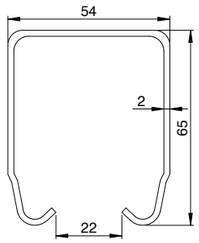

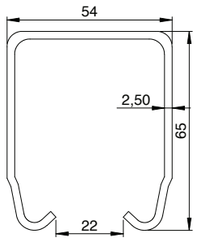

ENDFOLD HANGERS

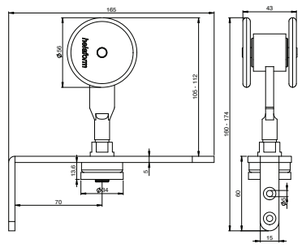

TPE/2-300/500/steel
For tracks K-300 and K-500.
(Capacity 75 kg / door leaf or 100 kg / door leaf)
Used with bottom guide TPAO-300/500

50061

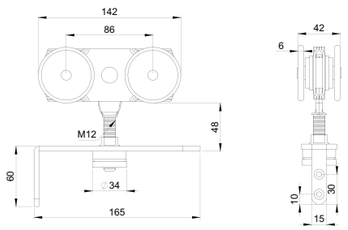

TPE/4-300/500/steel
For tracks K-300 and K-500.
(Capacity 100 kg / door leaf or 150 kg / door leaf)
Used with bottom guide TPAO-300/500

50062

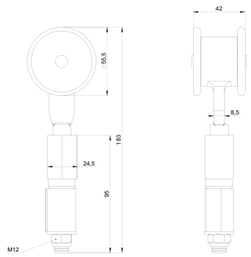

MTP/2-300/500
For metal folding door.
With welding hinges.
For tracks K-300 and K-500.
(Capacity 75 kg / door leaf or 100 kg / door leaf)
Use with bottom guide MTAO-150/300/500.

50046

ENDFOLD HANGERS

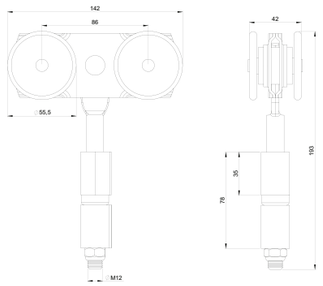

MTP/4-300/500/steel
For metal folding door.
With welding hinges.
For tracks K-300 and K-500.
(Capacity 100 kg / door leaf or 150 kg / door leaf)
Use with bottom guide MTAO-150/300/500.

50047

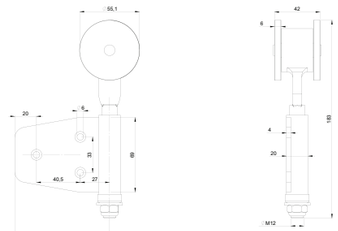

PTPE/2-300/500/steel, end leaf
With butterfly hinge.
For tracks K-300 and K-500.
(Capacity 75 kg / door leaf or 100 kg / door leaf)
Use with bottom guide PTAO-150/300/500, end leaf.

50039

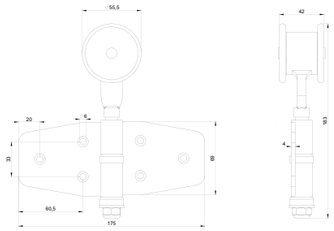

PTPE/2-300/500/steel
With butterfly hinges.
For tracks K-300 and K-500.
(Capacity 75 kg / door leaf or 100 kg / door leaf)
Use with bottom guide PTAO-150/300/500.

50048

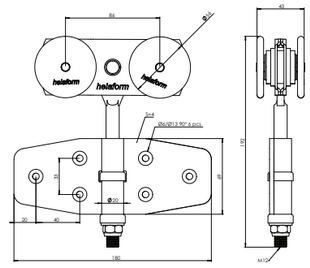

PTPE/4-300/500/steel
With butterfly hinges.
For tracks K-300 and K-500.
(Capacity 100 kg / door leaf or 150 kg / door leaf)
Use with bottom guide PTAO-150/300/500.

50038

CENTREFOLD HANGERS

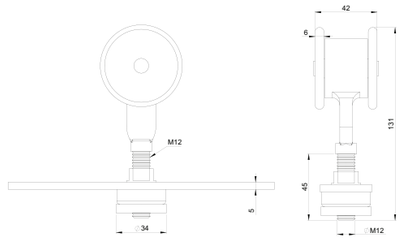

TPC/2-300/500/steel
For tracks K-300 and K-500.
(Capacity 75 kg / door leaf or 100 kg / door leaf)
Use with bottom guide AOL-12.

50059

CENTREFOLD HANGERS

	CODE
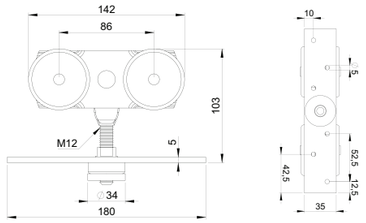 **TPC/4-300/500/steel** For tracks K-300 and K-500. (Capacity 100 kg / door leaf or 150 kg / door leaf) Use with bottom guide AOL-12.	50065

SOFFIT BRACKETS (Note! Wall brackets also available. Check page 90).

	CODE
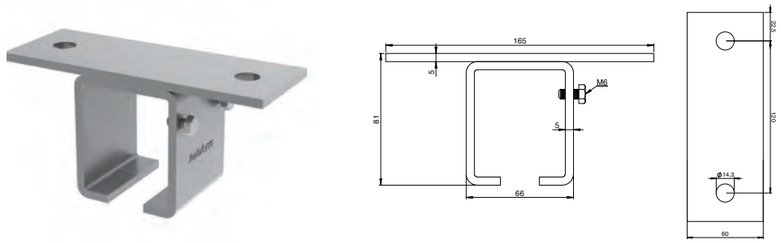 **KKK-300/500** For tracks K-300 and K-500. *Note! Without joint screws.*	50084
KKKL-300/500 Joint bracket. For tracks K-300 and K-500.	50085

BOTTOM GUIDES AND ACCESSORIES (FOR SERIES 100 - 500)

	CODE
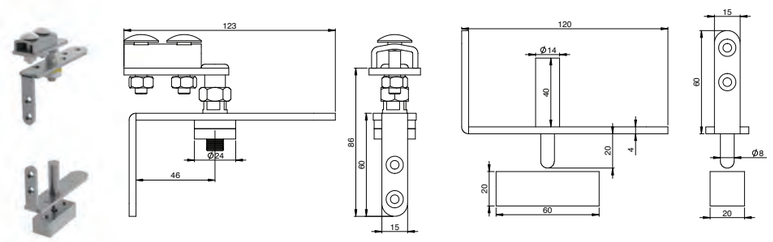 **Pivot set PV-100/150** Top and bottom pivot set. For endfold systems. Used with tracks K-100 and K-150.	40106
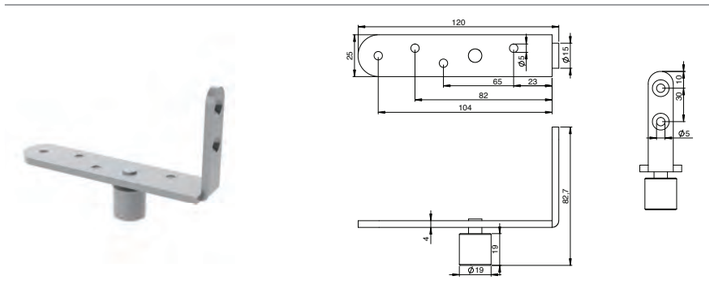 **Bottom guide TPAO-100/150** ø 19 mm. Used with series 100 and 150 TPE hangers. For endfold systems. Used with with bottom guide channel AOK.	50336
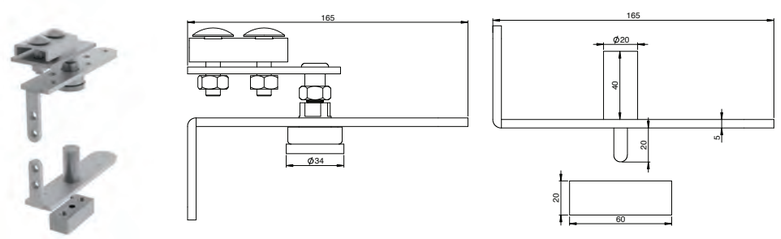 **Pivot set PV-300/500** Top and bottom pivot set. For endfold systems. Used with tracks K-300 and K-500.	50106

BOTTOM GUIDES AND ACCESSORIES (FOR SERIES 100-500)

	CODE
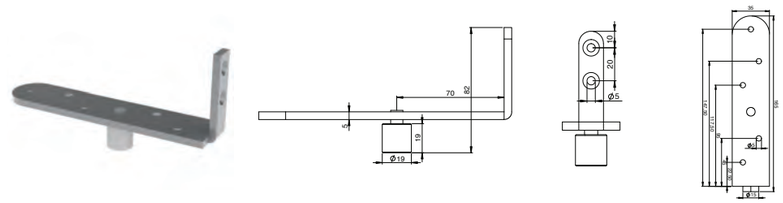 **Bottom guide TPAO-300/500** ø 19 mm. Used with series 300/500 TPE hangers. For endfold systems. Used with bottom guide channel AOK.	50337
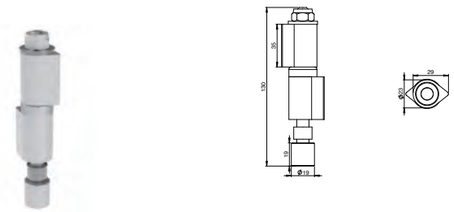 **Bottom guide MTAO-150/300/500** For endfold systems. Used with series 150 and 300/500 MTP hangers. Used with bottom guide channel AOK.	50338
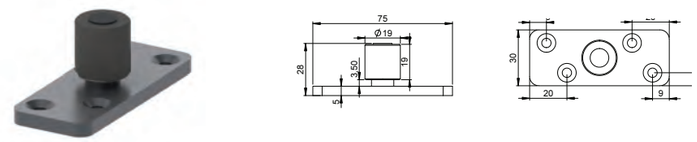 **Bottom guide AOL-12** ø 19 mm. For centrefold systems. Used with all TPC hangers. Used with bottom guide channel AOK.	50335
 **Bottom guide channel AOK 3m** Steel. Used with TPAO, MTAO and PTAO bottom guides. Usually attach to the bottom of the door.	50318
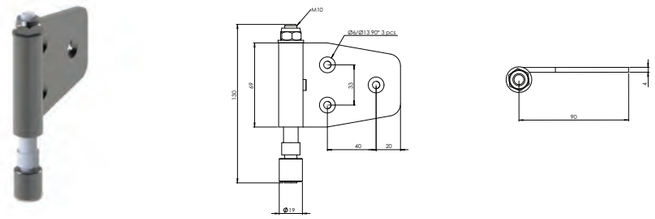 **Bottom guide PTAO-150/300/500, end leaf** For endfold systems. Used with PTPE, end leaf hangers. Used with bottom guide channel AOK.	50327
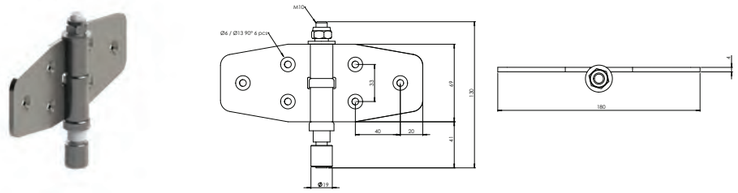 **Bottom guide PTAO-150/300/500** For endfold systems. Used with PTPE hangers. Used with bottom guide channel AOK.	50328
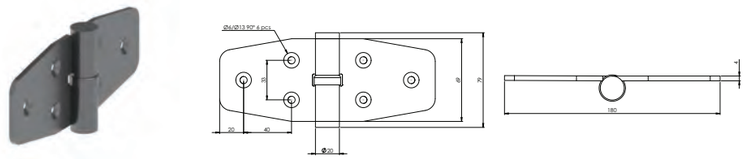 **Hinge PTS-150/300/500** For endfold systems. Used with all PTPE hangers.	50404

APPLICATIONS

INDUSTRIAL CURTAIN SYSTEMS

Applications

Helaform offers a range of high-quality industrial curtain systems. These industrial curtain systems are maintenance free and effective solutions for industries where protective or space-dividing curtains are required. Typically these curtain systems are used in **outdoor storages, washing** and **welding facilities, sports halls** and **theatres**.

Specifications

Bracket interval (max.)	1000 mm
Distance between hangers	approx. 300 mm

SERIES 75

GALVANIZED STEEL TRACKS

		CODE
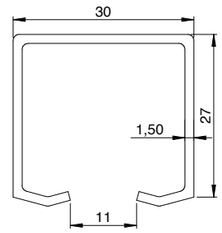	**K-75 2 m**	20001
	K-75 2.4 m	20010
	K-75 3 m	20003
	K-75 4 m	20004
	K-75 6 m	20006
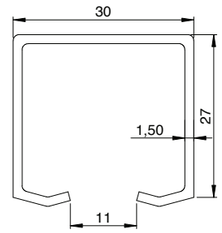	**Curve K-75, 90°** Radius 650 (Fe/ZN). *NOTE! The radius of the curve may vary ± 20 mm due to productional variations.	20033

HANGERS

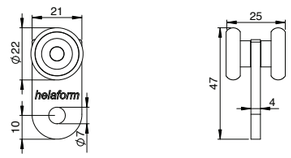	**VP/2-75/nylon** For track K-75. (Capacity 20 kg / pcs)	20056
	VP/2-75/nylon + S-hook For track K-75. (Capacity 20 kg / pcs) (S-hook included)	20064
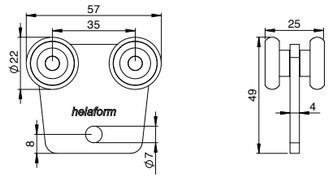	**VP/4-75/nylon** For track K-75. (Capacity 40 kg / pcs) (Used at the ends of the curtain)	20057
	VP/4-75/nylon + S-hook For track K-75. (Capacity 40 kg / pcs) (S-hook included)	20053

WALL BRACKET

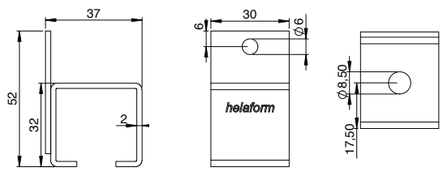	**SKU-75/steel** For track K-75.	20071

SOFFIT BRACKET

	CODE
KKK-75/steel For track K-75.	20080

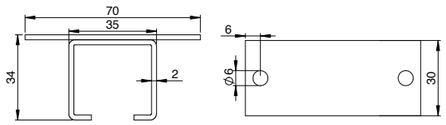

ACCESSORIES

	CODE
Stop KP-75/100 Stops the hanger inside the track. For tracks K-75 and K-100.	20110
End clip PK-75/steel Prevents the tracks lateral movement. For track K-75.	20120
S-hook S-50/ 5,5 mm Used with all the curtain hangers. (Ø 5 mm)	20400



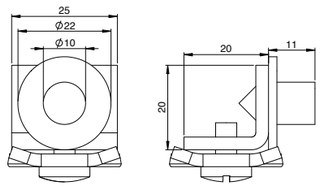



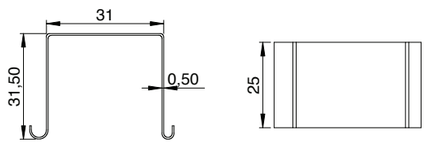

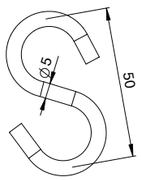

SERIES 100

GALVANIZED STEEL TRACKS

	CODE
K-100 2 m	30017
K-100 3 m	30013
K-100 4 m	30014
K-100 6 m	30016
Curve K-100, 90° Radius 600 mm. *NOTE! The radius of the curve may vary ± 20 mm due to productional variations.	30033

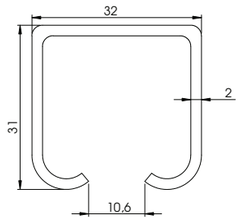

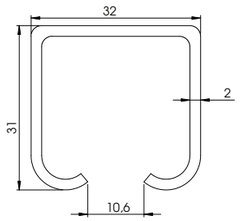

HANGERS

	CODE
VP/2-100/steel For track K-100. (Capacity 30 kg / pcs)	30058
VP/2-100/steel + S-hook For track K-100. (Capacity 30 kg / pcs) (S-hook included)	30160
VP/2-100/nylon For track K-100. (Capacity 30 kg / pcs)	30056
VP/4-100/steel For track K-100. (Capacity 50 kg / pcs)	30059
VP/4-100/steel + S-hook For track K-100. (Capacity 50 kg / pcs) (S-hook included)	30159
VP/4-100/nylon For track K-100. (Capacity 50 kg / pcs)	30057

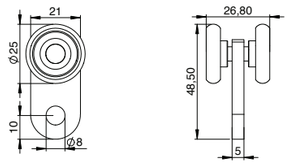

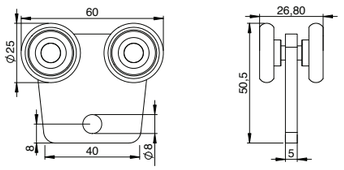

WALL BRACKET

	CODE
SKL-100 Joint bracket. For track K-100.	30070

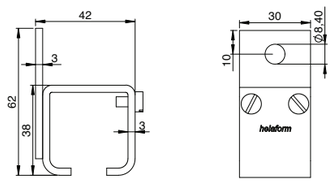

SOFFIT BRACKET

	CODE
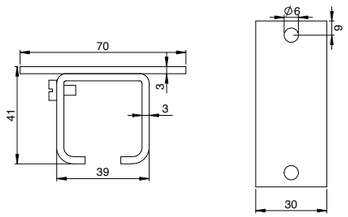 **KKKL-100** Joint bracket. For track K-100.	30080

ACCESSORIES

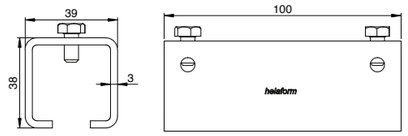 **Joint LKU-100/100 mm** For track K-100.	30091
 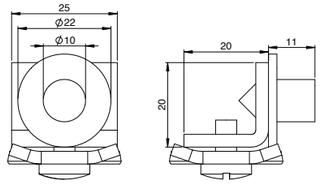 **Stop KP-75/100** Stops the hanger inside the track. For tracks K-75 and K-100.	20110
 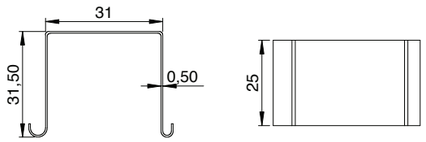 **End clip PK-75 Junior/100** Prevents the tracks lateral movement. For K-100 track.	20121
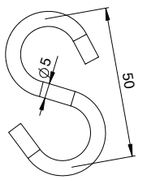 **S-hook S-50/ 5,5 mm** Used with all the curtain hangers. (Ø 5 mm)	20400

SERIES 150

GALVANIZED STEEL TRACKS

		CODE
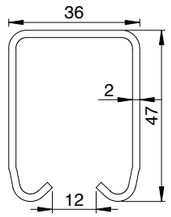	**K-150 2 m**	40012
	K-150 3 m	40013
	K-150 4 m	40014
	K-150 5 m	40015
	K-150 6 m	40016
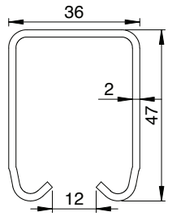	**Curve K-150, 90°** Radius 600 mm. *NOTE! The radius of the curve may vary ± 20 mm due to productional variations.	40033

HANGERS

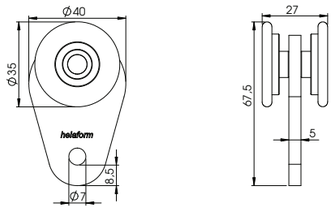	**VP/2-150/steel** For track K-150. (Capacity 50 kg / pcs)	40056
	VP/2-150/steel + S-hook For track K-150. (Capacity 50 kg / pcs) (S-hook included)	40156
	VP/2-150/nylon For track K-150. (Capacity 50 kg / pcs)	40061
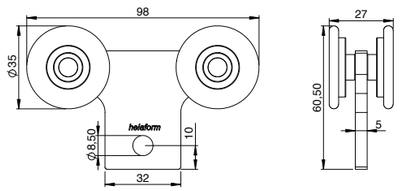	**VP/4-150/steel** For track K-150. (Capacity 100 kg / pcs)	40057
	VP/4-150/steel + S-hook For track K-150. (Capacity 100 kg / pcs) (S-hook included)	40157
	VP/4-150/nylon For track K-150. (Capacity 100 kg / pcs)	40062

WALL BRACKET

	CODE
SK-150 For track K-150. Without joint screws.	40070
SKL-150 Joint bracket. For track K-150.	40071

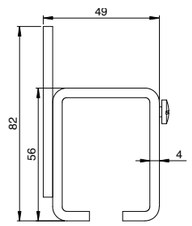

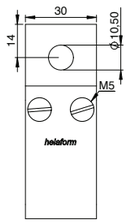

SOFFIT BRACKET

	CODE
KKK-150 For track K-150. Without joint screws.	40084
KKKL-150 Joint bracket. For track K-150.	40085

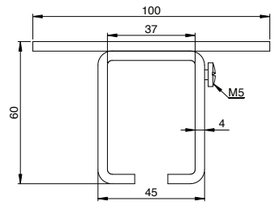

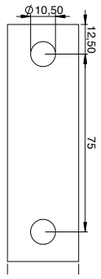

ACCESSORIES

	CODE
Joint LKU-150/100 mm For track K-150.	40090
Stop KP-100/150 Stops the hanger inside the track. For K-150 track.	40110

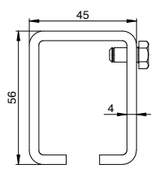

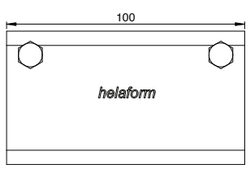

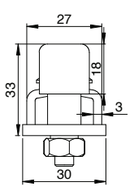

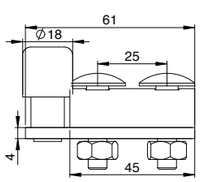

ACCESSORIES

	CODE
End clip PK-150 Prevents the tracks lateral movement. For track K-150.	40120
S-hook S-50/ 5,5 mm Used with all the curtain hangers. (Ø 5 mm)	20400

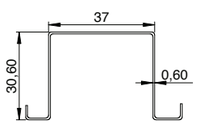

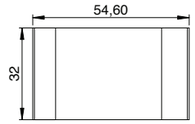

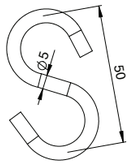

For AISI 304 and 316 L -products for Curtains, please see page 150.

CONVEYOR SYSTEMS

Applications

Helaform´s conveyor systems are highly flexible and easily adjustable, reducing the workload and improving productivity. They are simple in design, layout and installation. **Production plants** such as **assembly lines** and **painting facilities** as well as **agricultural buildings** and **farms** are some of the many locations for conveyor solutions.

Specifications

Bracket interval (max.)	1000 mm

SERIES 100

GALVANIZED STEEL TRACKS AND SWITCHES		CODE
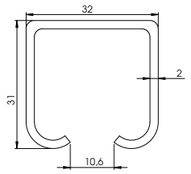	**K-100 2 m**	30017
	K-100 3 m	30013
	K-100 4 m	30014
	K-100 6 m	30016
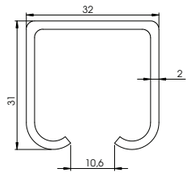	**Curve K-100, 90°** Radius 600 mm. *NOTE! The radius of the curve may vary ± 20 mm due to productional variations.	30033
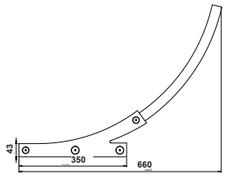	**Left rail switch** Complete For track K-100. *Not a stock item. Queries by project.*	33011
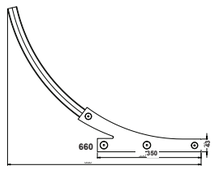	**Right rail switch** Complete For track K-100. *Not a stock item. Queries by project.*	33010
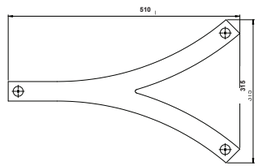	**Y-rail switch** Casting only For track K-100. *Not a stock item. Queries by project.*	33012
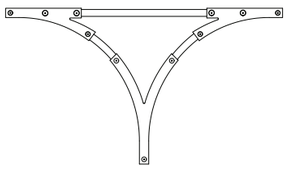	**Three-way rail switch** Complete For track K-100. *Not a stock item. Queries by project.*	33013
	**Underpass module** For track K-100. *Not a stock item. Queries by project.*	33014

HANGERS

	CODE
LP-100/steel For track K-100. (Capacity 60 / pcs)	33060
LP-100/nylon For track K-100. (Capacity 60 / pcs)	33059
LPU-100/steel With guide wheels. For track K-100. (Capacity 60 / pcs)	33042
LPU-100/nylon With guide wheels. For track K-100. (Capacity 60 / pcs)	33054

SOFFIT BRACKETS

	CODE
KKKL-100 Joint bracket. For track K-100.	30080
KKS-100 (370 - 600 mm) Adjustable bracket. For track K-100.	33080
KKS-100 (601 - 1000 mm) Adjustable bracket. For track K-100.	33081
KKS-103/YP Upper part. Adjustable with threaded bar (not included). Use together with 33083. For track K-100.	33082

SOFFIT BRACKETS

	CODE
KKS-104/AP Lower part. Adjustable with threaded bar (not included). Use together with 33082. For track K-100.	33083

ACCESSORIES

Stop KP-75/100 Stops the hanger inside the track. For track K-100 and switches.	20110
Stop KP-100/150 Stops the hanger inside the track. For track K-150. For track K-100 and switches.	40110

SERIES 150

GALVANIZED STEEL TRACKS

K-150 2 m	40012
K-150 3 m	40013
K-150 4 m	40014
K-150 5 m	40015
K-150 6 m	40016
Curve K-150, 90° Radius 600 mm. *NOTE! The radius of the curve may vary ± 20 mm due to productional variations.	40033

HANGER

KVLP-150/steel For track K-150. (Capacity 50 / pcs)	40058

SOFFIT BRACKETS

	CODE
KKK-150 For track K-150. *Note! Without joint screws.*	40084
KKKL-150 Joint bracket. For track K-150.	40085

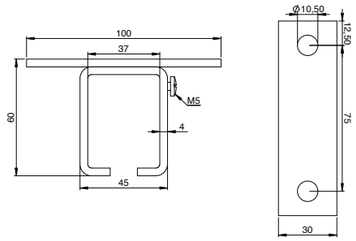

ACCESSORIES

	CODE
Stop KP-100/150 Stops the hanger inside the track. For track K-150. For track K-100 and switches.	40110



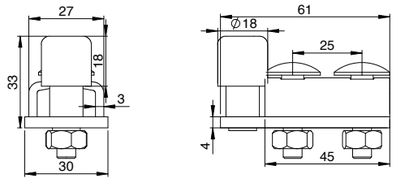

SERIES 300/500

GALVANIZED STEEL TRACKS

	CODE
K-300 2 m	50012
K-300 3 m	50013
K-300 4 m	50014
K-300 5 m	50015
K-300 6 m	50016

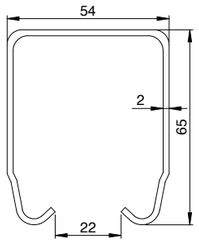

	CODE
Curve K-300, 90° Radius 600 mm. *NOTE! The radius of the curve may vary ± 20 mm due to productional variations.	50033

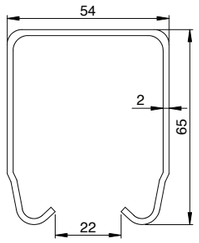

	CODE
K-500 2 m	50022
K-500 3 m	50023
K-500 4 m	50024
K-500 5 m	50025
K-500 6 m	50026

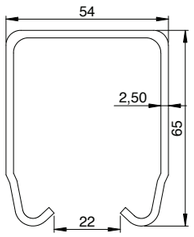

HANGERS

	CODE
KVLP-300/500/steel For tracks K-300 and K-500. (Capacity 100 / pcs)	50063
KV-300/500/steel For tracks K-300 and K-500. (Capacity 150 kg / pcs)	50064

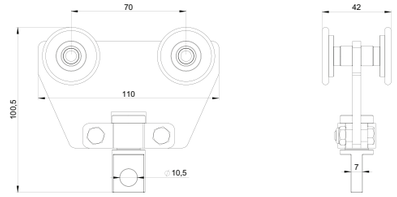

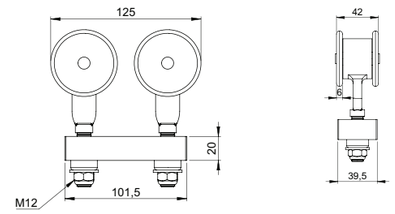

SOFFIT BRACKETS

	CODE
KKK-300/500 For tracks K-300 and K-500. *Note! Without joint screws.*	50084
KKKL-300/500 Joint bracket. For tracks K-300 and K-500.	50085

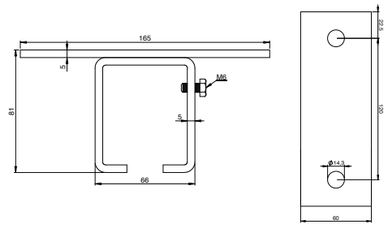

ACCESSORIES

	CODE
Stop KP-300/500 Stops the hanger inside the track. For tracks K-300 and K-500.	50110

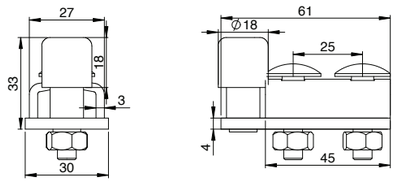

CABLE TROLLEY SYSTEMS

Applications

Flat and round cables and hoses can be carried by using cable trolleys with the series 100 sturdy track profile. Such carriers are used for different crane installations such as **jib** and **bridge cranes**, **studio lighting** and **washing facilities**. By joining different tracks with track joints and using track curves, the sliding action can be arranged according to the desired floor plan and use.

Specifications

Bracket interval (max.)	1000-1500 mm

CABLE TROLLEY

GALVANIZED STEEL TRACKS

	CODE
K-100 2 m	30017
K-100 3 m	30013
K-100 4 m	30014
K-100 6 m	30016
Curve K-100, 90° Radius 600 mm. *NOTE! The radius of the curve may vary ± 20 mm due to productional variations.	30033

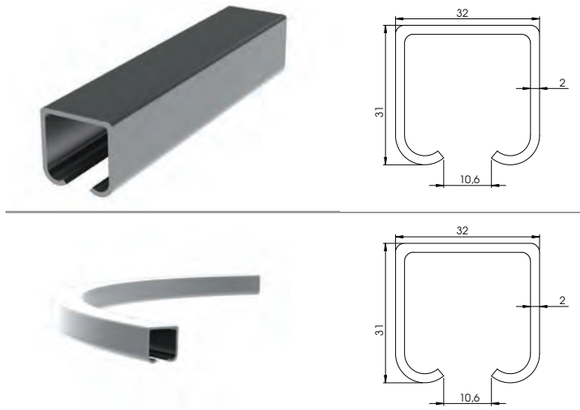

WALL BRACKET

SKL-100 Joint bracket. For track K-100.	30070

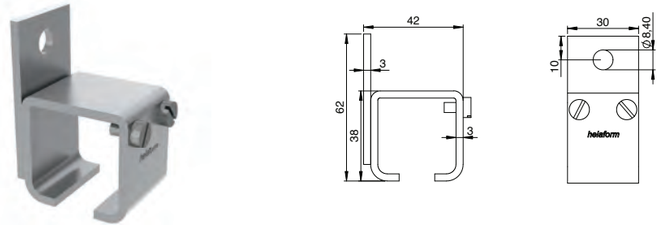

SOFFIT BRACKETS

KKKL-100 Joint bracket. For track K-100.	30080
KKK-100/TT For "I" beams. For track K-100.	30081

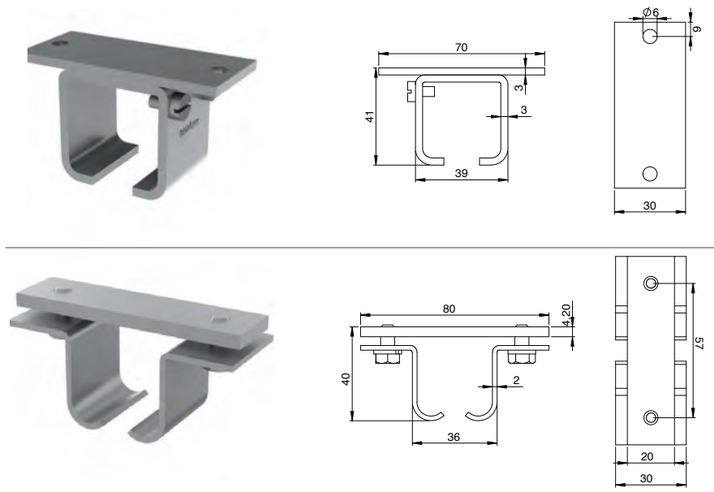

TRACK JOINTS

LK-100 Dismountable jointing sleeve. For track K-100. Not suitable for track with soffit mounting.	30090

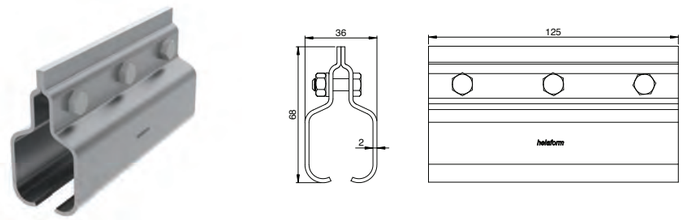

TRACK JOINTS		CODE
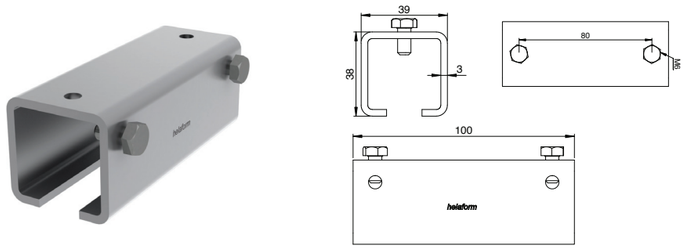	**LKU-100/100 mm** For track K-100.	30091

ACCESSORIES FOR FLAT CABLES		
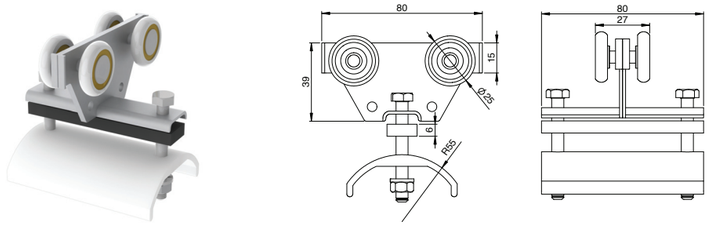	**Cable trolley KVL-40** For track K-100. (Capacity 50 kg / pcs)	35031
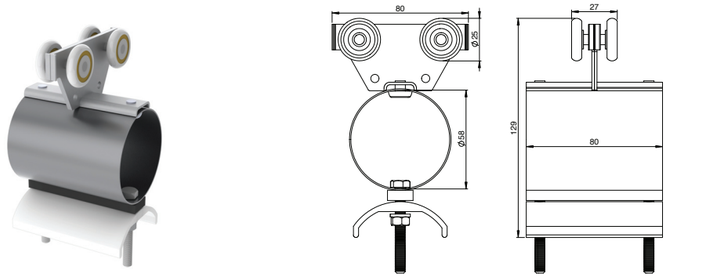	**Towing trolley KV-100** For track K-100. (Capacity 50 kg / pcs)	35025
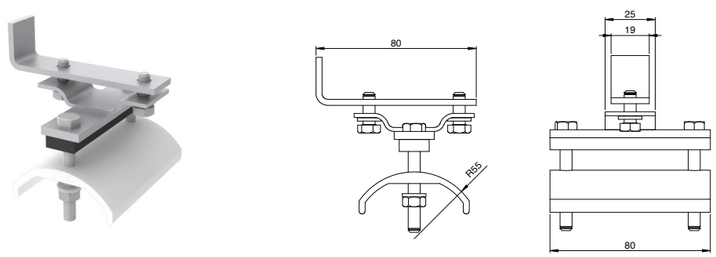	**End clamp KVLK-100** For track K-100. (Capacity 50 kg / pcs)	35024
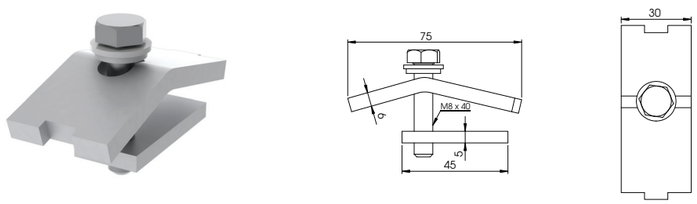	**Atachment bracket KVKK-100** For track K-100. (Capacity 50 kg / pcs)	35021

ACCESSORIES FOR ROUND CABLES		CODE
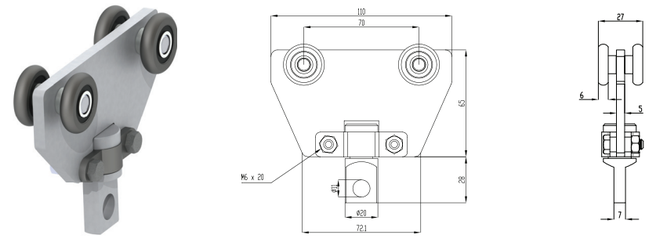	**Hanger KVLP-100/steel** Without cable holder. For track K-100. (Capacity 50 kg / pcs)	35023
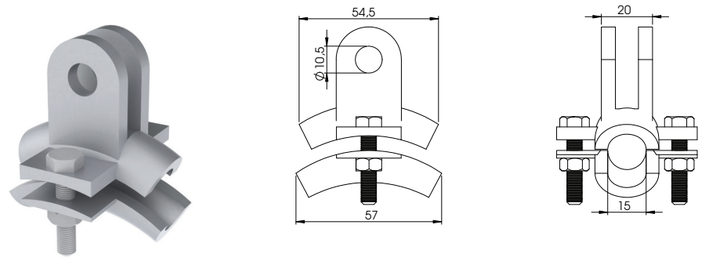	**Cable/hose holder A,** **Ø 8-15 mm** Aluminium. Used with hanger KVLP-100/ steel. (Capacity 50 kg / pcs)	35010
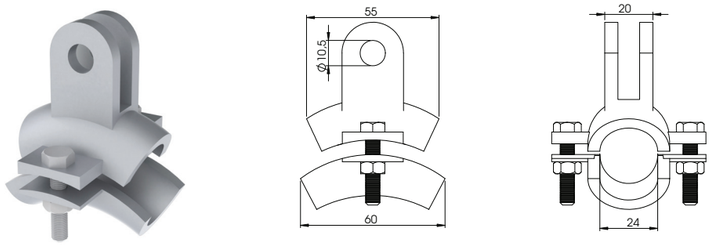	**Cable/hose holder B,** **Ø 16-24 mm** Aluminium. Used with hanger KVLP-100/ steel. (Capacity 50 kg / pcs)	35011
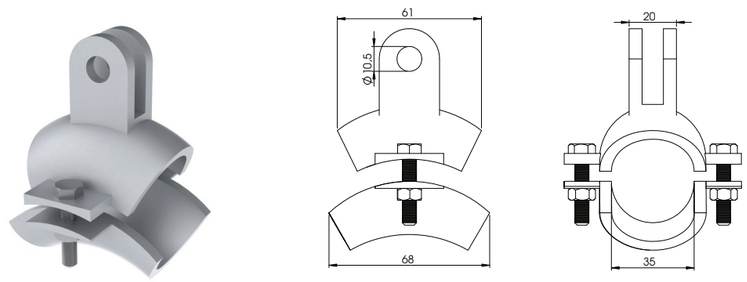	**Cable/hose holder C,** **Ø 25-35 mm** Aluminium. Used with hanger KVLP-100/ steel. (Capacity 50 kg / pcs)	35012
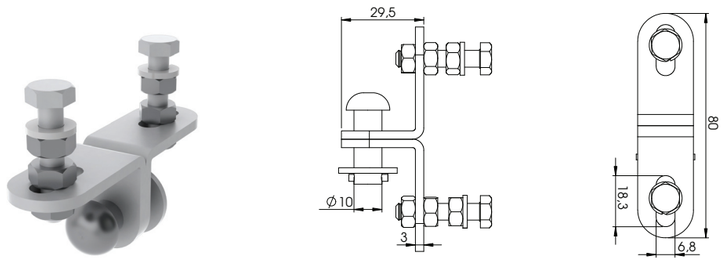	**Spacer for cable carriers KVVP-100** Used to connect various cable holders in a chain under one hanger. Used with hanger KVLP-100/ steel.	35022

ACCORDION DOOR SYSTEMS

Applications

Helaform's accordion door systems offer a variety of solutions for your project requirements. These systems are easy to install, light to use and can easily fit into small spaces. These products are widely used as **room dividers**, **closets** and **foyers** in **apartments, schools**, **offices**, and **other commercial spaces**.

SERIES 75

GALVANIZED STEEL TRACKS

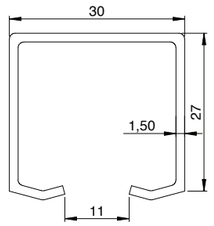

	CODE
K-75 2 m	20001
K-75 2.4 m	20010
K-75 3 m	20003
K-75 4 m	20004
K-75 6 m	20006

ALUMINIUM TRACKS



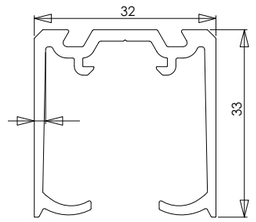

K-75 Flow 2.1 m (Al)	20201
K-75 Flow 2.4 m (Al)	20205
K-75 Flow 3 m (Al)	20203
K-75 Flow 6 m (Al)	20206



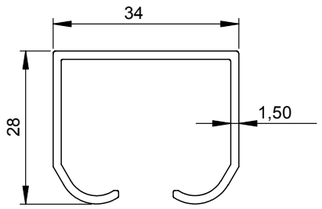

K-75 Junior 2 m (Al)	20017
K-75 Junior 2.4 m (Al)	20019
K-75 Junior 3 m (Al)	20020

HANGERS

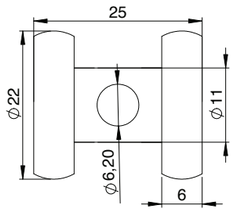

POP-75/steel For tracks K-75, K-75 Flow and K-75 Junior. (Capacity 30 kg / pcs)	20051



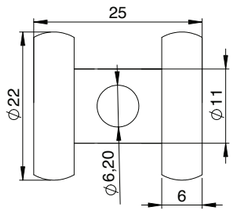

POP-75/nylon For tracks K-75, K-75 Flow and K-75 Junior. (Capacity 30 kg / pcs)	20050

HANGERS

	CODE
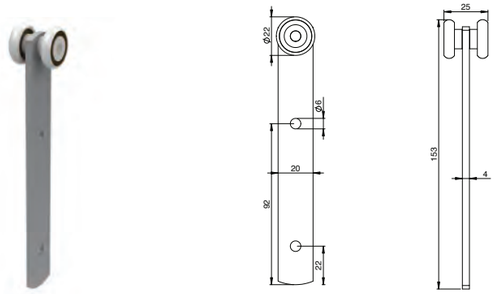 **PO/2-75/nylon** For tracks K-75, K-75 Flow and K-75 Junior. (Capacity 20 kg / pcs)	20048
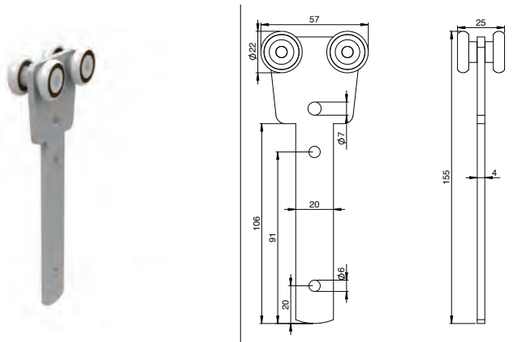 **PO/4-75/nylon** For tracks K-75, K-75 Flow and K-75 Junior. (Capacity 40 kg / pcs)	20049

SOFFIT BRACKET

	CODE
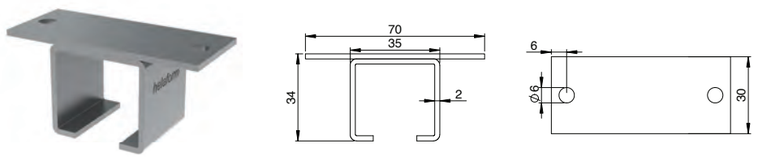 **KKK-75/steel** For track K-75.	20080
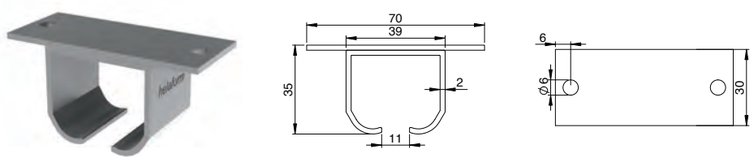 **KKK-75/Junior** For track K-75 Junior.	20081

TRACK JOINT

	CODE
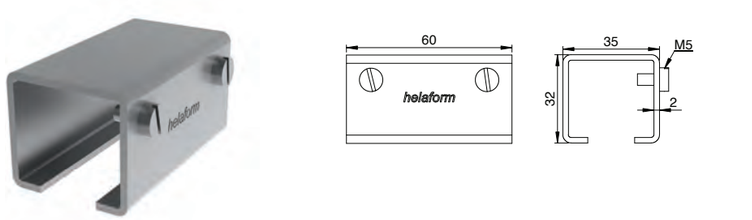 **LKU-75/steel** For tracks K-75.	20090

SERIES 100

GALVANIZED STEEL TRACKS

	CODE
K-100 2 m	30017
K-100 3 m	30013
K-100 4 m	30014
K-100 6 m	30016

HANGERS

	CODE
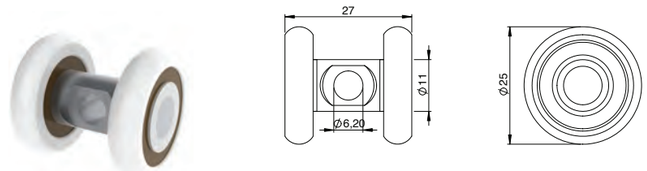 **POP-100/nylon** For track K-100. (Capacity 30 kg / pcs)	30066
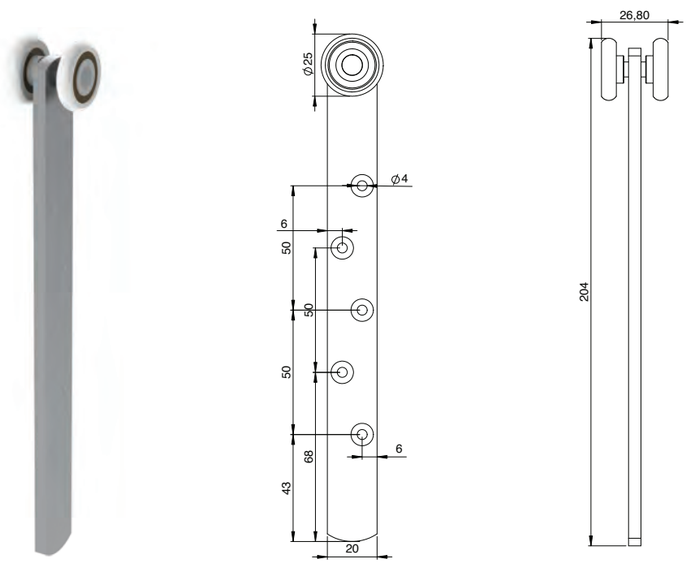 **PO/2-100/K** For track K-100. (Capacity 30 kg / pcs)	30062

HANGERS

	CODE
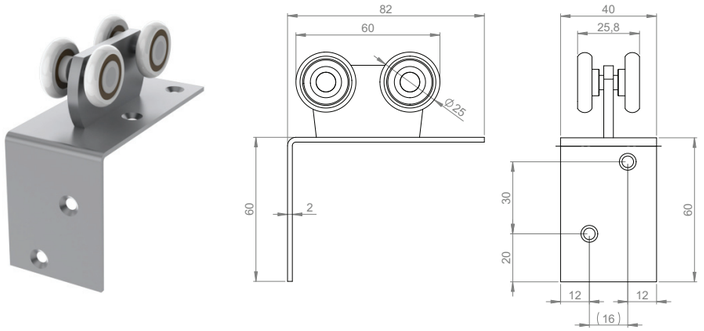 **P0/4-100/K** For track K-100. (Capacity 60 kg / pcs)	30069

SOFFIT BRACKETS

	CODE
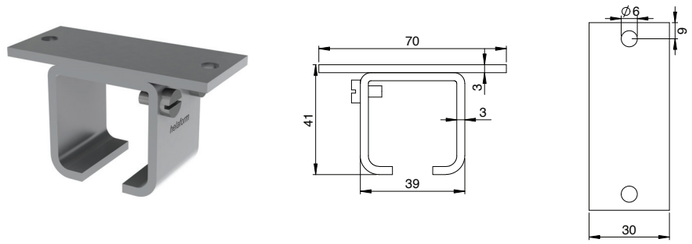 **KKKL-100** Joint bracket. For track K-100.	30080
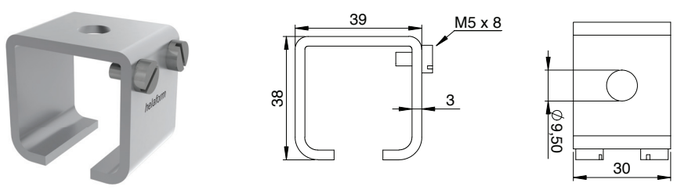 **KKL-100** Joint bracket. For track K-100.	30083

TRACK JOINTS

	CODE
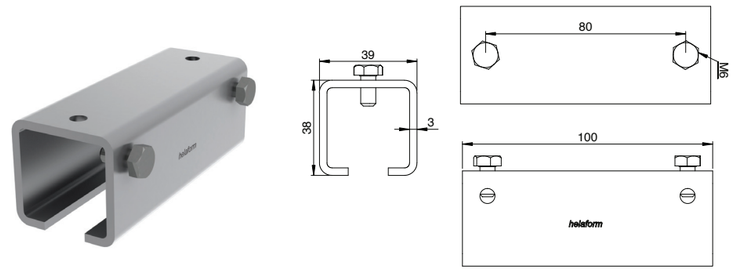 **LKU-100/100 mm** For track K-100.	30091
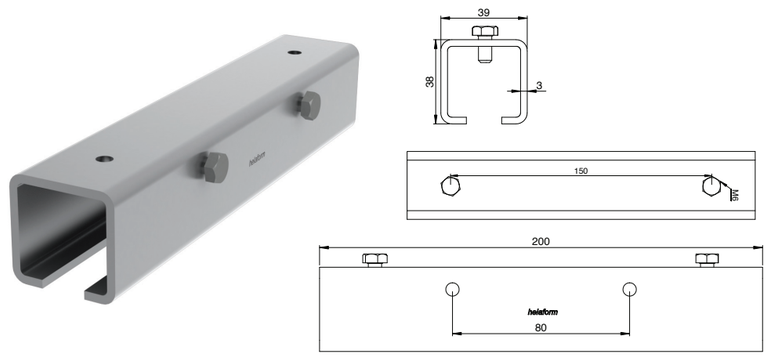 **LKU-100/200 mm** For track K-100.	30092

STAINLESS STEEL

STAINLESS STEEL SERIES **100-500**

Helaform offers a complete range of stainless-steel sliding solutions, which are manufactured in both AISI 304 stainless steel and AISI 316 L acid-proof grades. These corrosion-resistant and acid-proof products suit the most demanding sliding applications, be it in **marine environments**, **petrochemical plants**, **the food industry, the pharmaceutical industries** or **hospitals.**

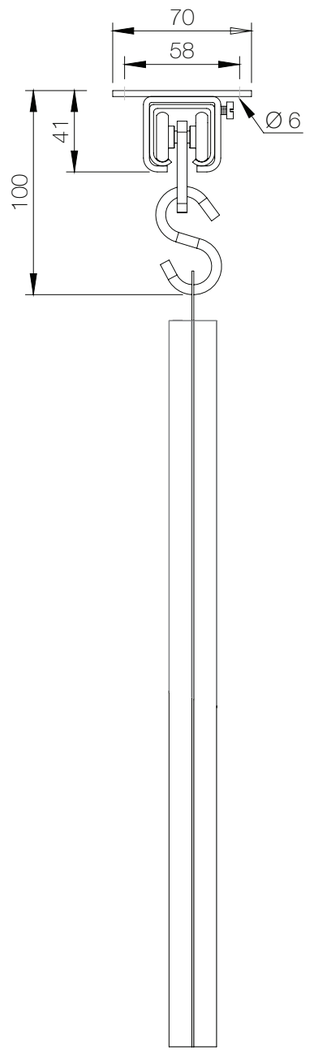

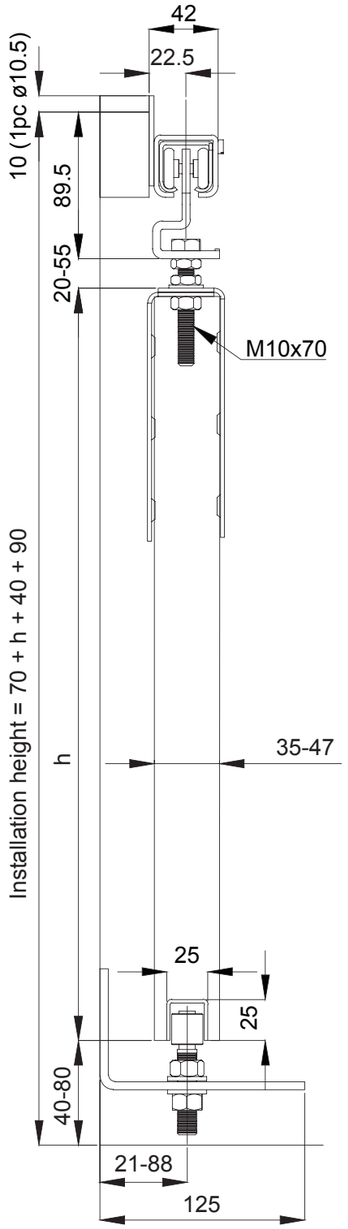

Specifications

Weight (max.capacity)	500 kg / door
Bracket interval (max.)	1000 mm

Hangers with AISI 304 / 316 L steel wheels. Lubricated for life bearings.

All tracks are AISI 316 L-quality.

All parts are AISI 304 or 316 L-quality.

SERIES 100, AISI 316 L

STEEL TRACKS

		CODE
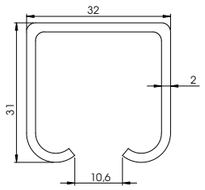	**K-100 3 m, AISI 316 L**	30111
	K-100 6 m, AISI 316 L	30112
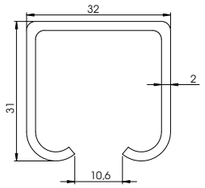	**Curve K-100, 90°, AISI 316 L** Radius 600 mm Note! The radius of the curve may vary +- 20 mm due to productional variations.	30113

HANGERS

		CODE
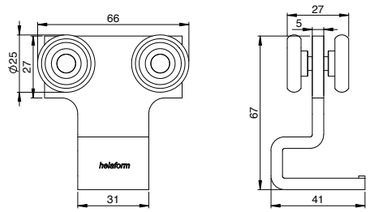	**MPS-100, AISI 316 L** For track K-100. (Capacity 120 kg / pair)	30114
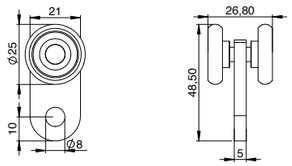	**VP/2-100, AISI 316 L** For curtain. For track K-100. (Capacity 30 kg / pcs)	30123
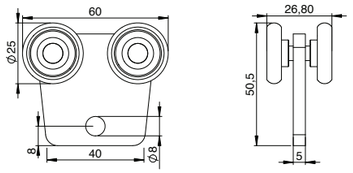	**VP/4-100, AISI 316 L** For curtain. For track K-100. (Capacity 50 kg / pcs) (Used at the ends of the curtain)	30134

PLATE

		CODE
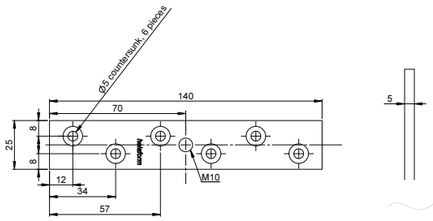	**PLP-100/150, M10, AISI 316 L** Top fixing. For hangers MPS-100 and MPS-150. (Door thickness min. 25 mm)	40102

WALL BRACKETS

		CODE
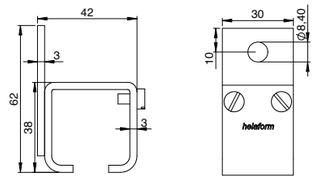	**SKL-100, AISI 316 L** Joint bracket. For track K-100. (Door thickness max 40 mm)	30116
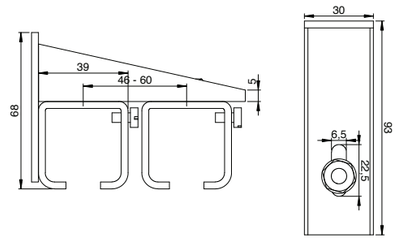	**SKL/2-100, AISI 316 L** Joint bracket. For double track. For track K-100. (Door thickness max 40 mm)	30117
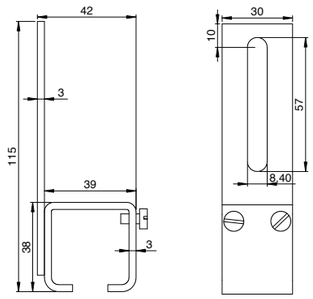	**SKL-100, AISI 316 L** Joint bracket, adjustable. For track K-100. (Door thickness max 40 mm)	30118

SOFFIT BRACKETS

		CODE
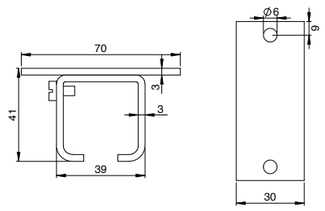	**KKKL-100, AISI 316 L** Joint bracket. For track K-100.	30119
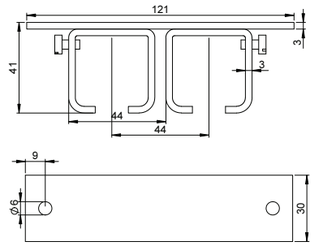	**KKKL/2-100, AISI 316 L** Joint bracket. For double track. For track K-100. (Door thickness max. 40 mm)	30120

TRACK JOINT

	CODE
LKU-100/100 mm, AISI 316 L For track K-100.	30121

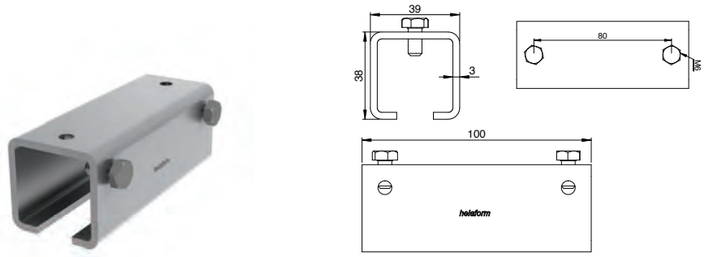

ACCESSORIES

	CODE
Stop KP-75/100, AISI 316 L Stops the hanger inside the track. For track K-100.	30122
Stop KP-100/150, AISI 316 L Stops the hanger inside the track. For tracks K-100 and K-150.	40112

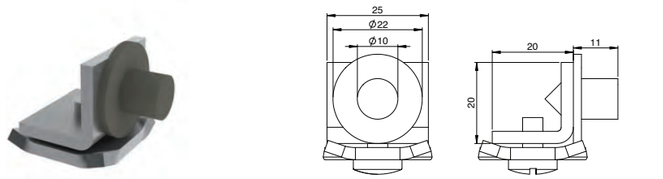

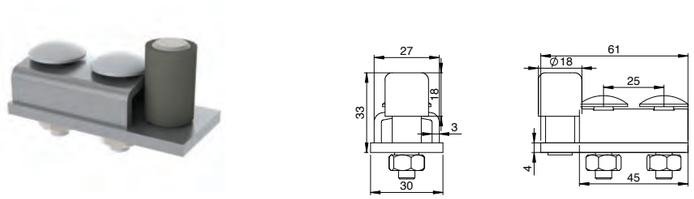

SERIES 150, AISI 304 / AISI 316 L

STEEL TRACKS

	CODE
K-150 3 m, AISI 316 L	40023
K-150 6 m, AISI 316 L	40027

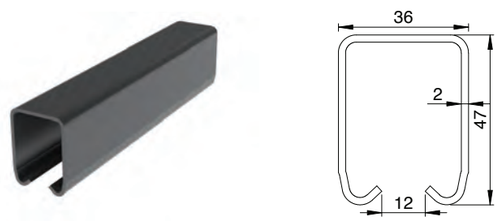

HANGERS

	CODE
MPS-150, AISI 316 L For track K-150. (Capacity 200 kg / pair)	40051

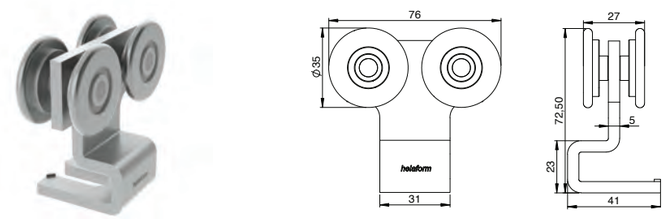

STAINLESS **STEEL**

HANGERS

	CODE
VP/2-150, AISI 304 For curtain. For track K-150. (Capacity 50 kg / pcs)	40063
VP/4-150, AISI 304 For curtain. For track K-150. (Capacity 100 kg / pcs) (Used at the ends of the curtain)	40064

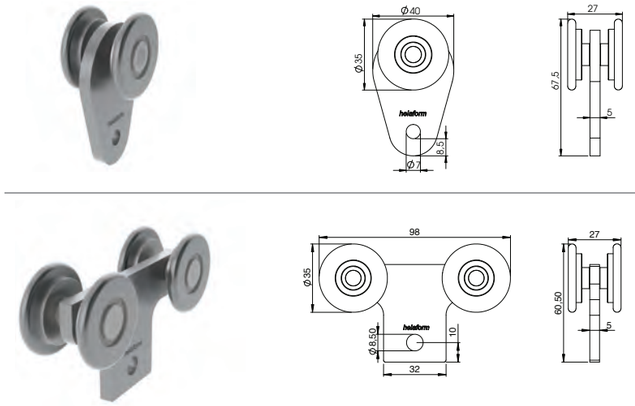

PLATE

	CODE
PLP-100/150, M10, AISI 316 L Top fixing. For hangers MPS-100 and MPS-150. (Door thickness min. 25 mm)	40102

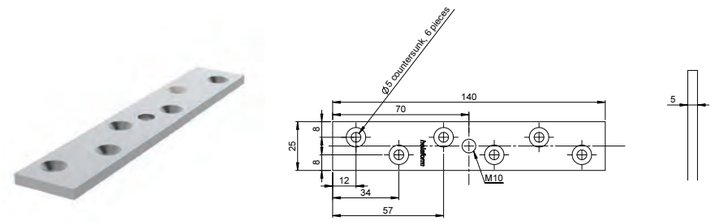

WALL BRACKET

	CODE
SKL-150, AISI 304 Joint bracket. For track K-150. (Door thickness min. 45 mm)	40077

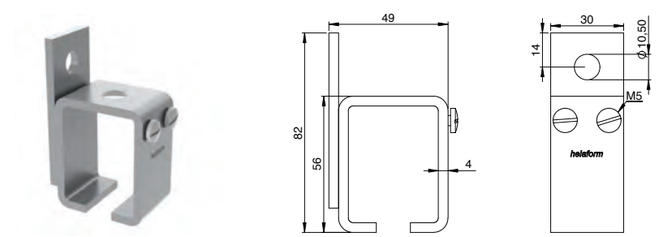

SOFFIT BRACKETS

	CODE
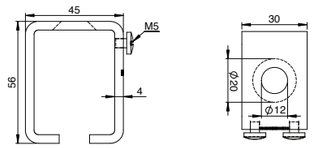	**KKL-150, AISI 304** Joint bracket. For track K-150. 40092
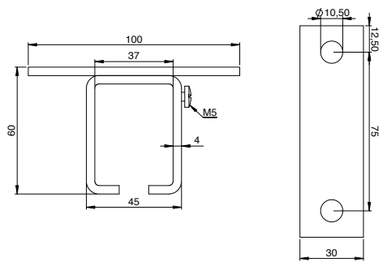	**KKKL-150, AISI 304** Joint bracket. For track K-150. 40094

TRACK JOINT

	CODE
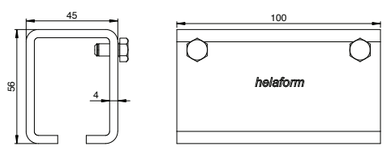	**LKU-150/100 mm, AISI 304** For track K-150. 40095

ACCESSORIES

	CODE
 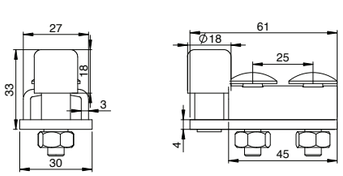	**Stop KP-100/150, AISI 316 L** Stops the hanger inside the track. For tracks K-100 and K-150. 40112

STAINLESS **STEEL**

SERIES 300/500, AISI 304 / AISI 316 L

STEEL TRACK

	CODE
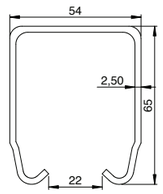	**K-500 6 m, AISI 316 L** 50030

HANGER

	CODE
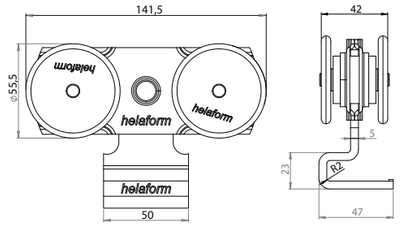	**MPS-300/500, AISI 316** For tracks K-300 and K-500. (Capacity 300 kg / pair or 500 kg / pair) 50053

PLATE

	CODE
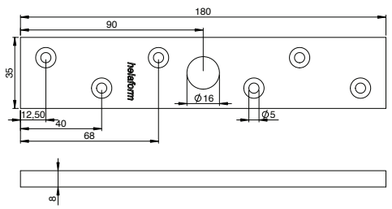	**PLP-300/500, M16, AISI 304** Top fixing. For hanger MPS-300/500. (Door thickness min 35 mm) 50105

WALL BRACKET

	CODE
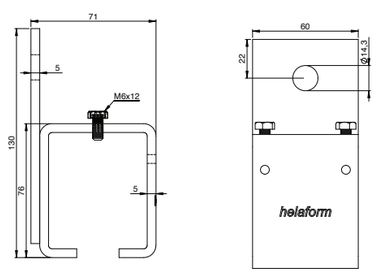	**SKL-300/500, AISI 304** Joint bracket. For tracks K-300 and K-500. (Door thickness max 70 mm) 50079

SOFFIT BRACKETS

	CODE
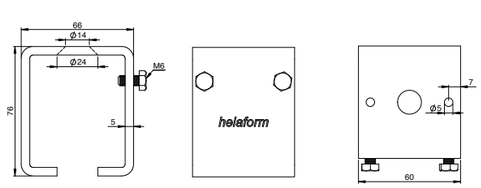	**KKL-300/500, AISI 316** Joint bracket. For tracks K-300 and K-500. 50095

SOFFIT BRACKETS

	CODE
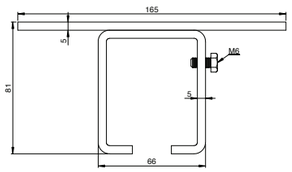 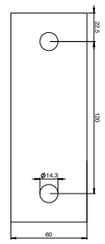 **KKKL-300/500, AISI 304** Joint bracket. For tracks K-300 and K-500.	50097
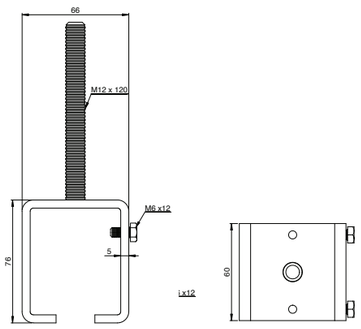 **KKL-300/500/M12 x 120, AISI 316** Joint bracket. With bolt. For tracks K-300 and K-500.	50093

ACCESSORIES

	CODE
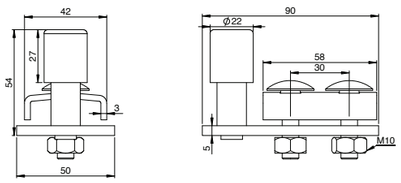 **Stop KP-300/500, AISI 304** Stops the hanger inside the track. For tracks K-300 and K-500.	50112

STAINLESS **STEEL**

FOR ALL STAINLESS STEEL SERIES

ACCESSORIES

	CODE
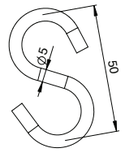 **S-hook S-50/5.5 mm, AISI 316 L** Used with all the curtain hangers. (ø 5 mm)	30124

FOR ALL STAINLESS STEEL SERIES

BOTTOM GUIDES

	CODE
 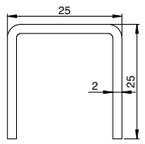 **AOK 3 m, AISI 316 L** Bottom guide channel. For ø 19 mm bottom guides. Usually attach to the bottom of the door.	50310
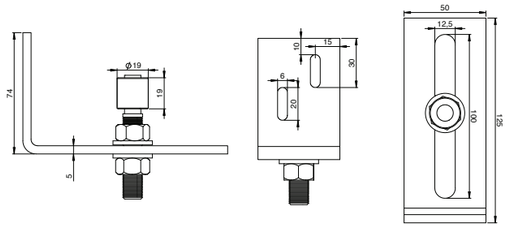 **AO-12, AISI 304** ø 19 mm. Wall fixing.	50325
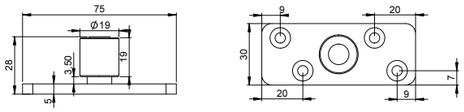 **AOL-12, AISI 316 L** ø 19 mm. Floor fixing.	50339

Helaform continuously develops and improves its products as part of our business strategy. As a result, the product MAY HAVE DEVIATIONS in relation to the dimensions and images drawn in this catalogue.
We are not responsible for printing errors and reserve the right to correct them without notice.

Read detailed warranty instructions and tolerances on the Helaform website at:

https://helaform.com/en/10-year-limited-warranty/

helaform®

helaform®

Helaform Oy, Koivulehdotie 13, 01510 Vantaa, Finland

www.helaform.com
+358 9 388 3033
myynti@helaform.fi

TEHTY SUOMESSA
MADE IN FINLAND